

 ICOM

IC-M803

MF/HF MARINE TRANSCEIVER

Long Range Communications Beyond the Horizon



Class E DSC MF/HF SSB Radio with

Distress Button for Emergency

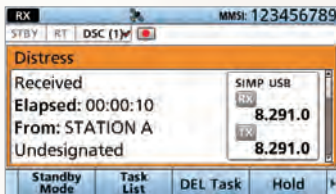
If in an emergency situation, press the large independent Distress button to send an automated digital Distress signal. The digital distress signal with GPS coordinates calls for help from other ships or coast stations.



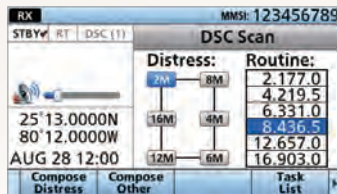
Distress button with a spring-loaded cover

Built-in DSC Watch-Keeping Receiver with the Multiple Task Mode

The dedicated DSC watch-keeping receiver continuously scans the six distress channels in rotation. A total of 100 MMSI numbers (75 Individual and 25 Group) for DSC calls can be stored with a 10-character ID name. When you receive a DSC call, while you are in process with another DSC call, the IC-M803 can hold both DSC procedures to switch between the DSC calls with the Multiple Task Mode function.



Example of received Distress screen



DSC Scan screen

Intuitive User Interface

A combination of the large main dial and software keys at the bottom of the display, provides simple operation and easy access to often used functions. You can smoothly enter channel numbers, MMSI numbers, vessel names with the alpha-numeric keypad. In addition, one of software key functions can be assigned to the microphone's programmable button for quick access.



4.3 inch Wide Viewing Angle Color TFT Display

The 4.3 inch color TFT display provides an almost 180 degree very wide viewing angle and displays high resolution characters and function icons. You can clearly see the display information from various viewing angles. So the radio can be installed without choosing the installation place. The night mode display ensures good readability in low light conditions.



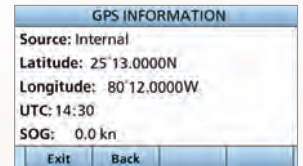
Night mode screen



Menu screen

Integrated GPS Receiver

The GPS receiver which includes GPS, GLONASS and SBAS function, is integrated into the IC-M803. Your position data, course, speed and UTC data can be received with a simple connection to the supplied GPS antenna. The position data can be output from the NMEA 0183 port for use with other devices.



GPS Information screen



Color TFT Display

Two Minutes Instant Replay Memory

The Instant Replay function automatically saves the received audio. You can replay the received audio, and not miss any incoming calls.

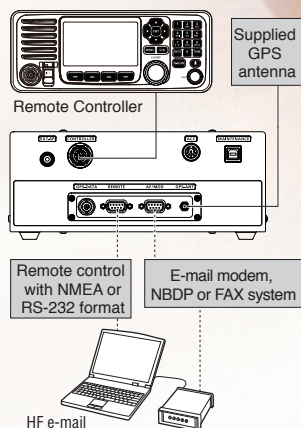
Advanced RF Direct Sampling System

The latest digital signal processing system is employed to the IC-M803. The system totally improves receiver sensitivity, and audio clarity over conventional radio systems.

Ready for HF E-mail Operation

The IC-M803 can be set to memorize your HF e-mail access frequency, mode and bandwidth setting into the e-mail channels. Up to 160 e-mail frequency channels, and connection terminals for a PC and e-mail modem are available.

*Please consult with an HF e-mail provider for details.



And More

- 150 W (PEP) of powerful RF output
- Optional AT-140 automatic antenna tuner
- IPX7 waterproof remote controller
- 0.5–29.999 MHz continuous receiver coverage
- NMEA 0183 Version 4.10 data input/output (4800–38400 bps)

MF/HF MARINE TRANSCEIVER IC-M803



SPECIFICATIONS

GENERAL		
Frequency coverage	Receive	500 kHz–29.9999 MHz (Continuous)
	Transmit	1.6–2.9999, 4.0–4.9999, 6.0–6.9999, 8.0–8.9999, 12.0–13.9999, 16.0–17.9999, 18.0–19.9999, 22.0–22.9999, 25.0–27.5000 MHz
	DSC	2.1875, 4.2075, 6.3120, 8.4145, 12.5770, 16.8045 MHz
Mode	TX/RX	J3E (USB, LSB), J2B (AFSK), F1B (FSK), A1A (CW), H3E* (AM) (* H3E receive only)
	DSC	J2B
Antenna impedance	50 Ω (unbalanced)	
Usable temperature range	–20°C to +55°C, –4°F to +131°F	
Frequency stability	TX/RX	±10 Hz (below 29.999 MHz)
	DSC	±10 Hz
Power supply requirement	13.6 V DC ±15% (Negative ground)	
Current drain (at 13.6 V DC)	Receive	Less than 3.0 A (Maximum audio output)
	Transmit	30 A (Maximum output power)
Dimensions (Projections not included)	Main unit	240 × 94 × 238 mm, 9.4 × 3.7 × 9.4 in (W × H × D)
	Controller	274 × 114 × 86 mm, 10.8 × 4.5 × 3.4 in (W × H × D)
Weight	Main unit	4.41 kg, 9.7 lb (approximate)
	Controller	760 g, 1.7 lb (approximate)

TRANSMITTER	
Output power	150, 100, 60, 20 W PEP (selectable)
Spurious emissions	Less than –62 dB (Peak output power)
Carrier suppression	More than 40 dB (Peak output power)
Unwanted sideband suppression	More than 55 dB (Peak output power with 1500 Hz AF Input)
Microphone impedance	600 Ω

RECEIVER			
Sensitivity		at 20 dB SINAD	at 10 dB S/N
J3E, A1A	0.5–1.5999 MHz	30 dBμV emf	16 dBμV
	1.6–1.7999 MHz	13 dBμV emf	–1 dBμV
	1.8–29.9999 MHz	8 dBμV emf	–6 dBμV
J2B, F1B	1.6–1.7999 MHz	4 dBμV emf	–10 dBμV
	1.8–29.9999 MHz	–1 dBμV emf	–15 dBμV
H3E	0.5–1.5999 MHz	44 dBμV emf	30 dBμV
	1.6–1.7999 MHz	30 dBμV emf	16 dBμV
	1.8–3.9999 MHz	24 dBμV emf	10 dBμV

DSC Sensitivity (J2B)		6 dBμV emf (at 20 dB SINAD) –8 dBμV (at 10dB S/N) –6 dBμV emf (at 1% BER)
Spurious response	TX/RX	More than 70 dB (0.5–29.9999 MHz)
	DSC	More than 70 dB
Audio output power	4.0 W at 10% distortion with a 4 Ω load	
Clarity variable range	±150 Hz	

All stated specifications are subject to change without notice or obligation.

Applicable IP Rating

Ingress Protection Standard	
Remote controller	IPX7 (1 m depth water for 30 minutes)

Supplied accessories:		
• Remote controller	• Remote control cable (5 m, 16.4 ft)	• Microphone, HM-214H
• DC power cable	• GPS antenna (5 m, 16.4 ft cable)	• Microphone hanger
• Mounting bracket kits	• ACC plugs	• Spare fuses

Class D DSC VHF Radio with Integrated AIS Receiver

VHF MARINE TRANSCEIVER IC-M605



The IC-M803 is designed to be a companion to our VHF transceiver IC-M605.

The front panel layout, color TFT display and user interface are similar to each other. Take advantages of the shared functionality to complete your communications needs.

OPTIONAL ACCESSORIES

AT-140
AUTOMATIC ANTENNA TUNER

IP56

OPC-1465 SHIELDED CONTROL CABLE for AT-140 (10 m, 32.8 ft)

AH-710
FOLDED DIPOLE ANTENNA

MN-100
ANTENNA MATCHER (8 m, 26.2 ft × 2 antenna wires)

MN-100L
ANTENNA MATCHER (15 m, 49.2 ft × 1 antenna wire)

HM-214H
HAND MICROPHONE (Same as supplied)

Waterproof

SP-24
EXTERNAL SPEAKER

MB-75
FLUSH MOUNT KIT

Les spécifications et informations données dans ce document peuvent être modifiées sans préavis. La configuration du poste peut varier suivant les versions.

Icom France s.a.s.

Zac de la Plaine - 1, Rue Brindejonn des Moulinais
BP 45804 - 31505 TOULOUSE CEDEX 5
Tél : +33 (0)5 61 36 03 03
WEB ICOM : <http://www.icomfrance.com>
E-mail : icom@icomfrance.com



FOUNDING MEMBER OF



CACHET DISTRIBUTEUR



Importateur et Distributeur
Angle Avenue des FAR et Rue Alsace
20 800 MOHAMMEDIA
Tél: 05 23 31 91 91 - 06 61 69 04 75
Email: info@kver.fr - Web: www.kver.fr

