



# BS-5200





















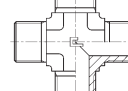
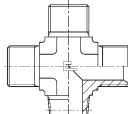


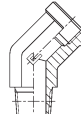
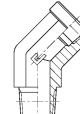


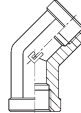
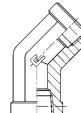
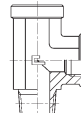
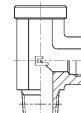
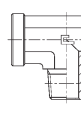

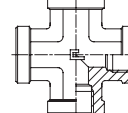
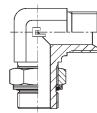
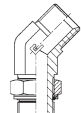
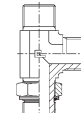
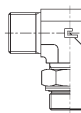
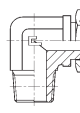
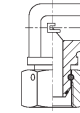
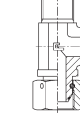
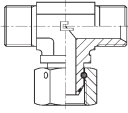
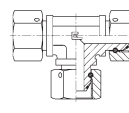






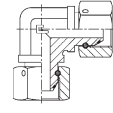
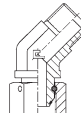
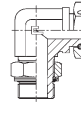
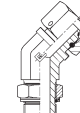

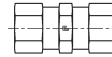


30

# BS

**AVAILABLE IN CARBON AND STAINLESS STEEL**

## FIGURATIVE INDEX – FITTINGS BS 5200 - ISO 8434-6

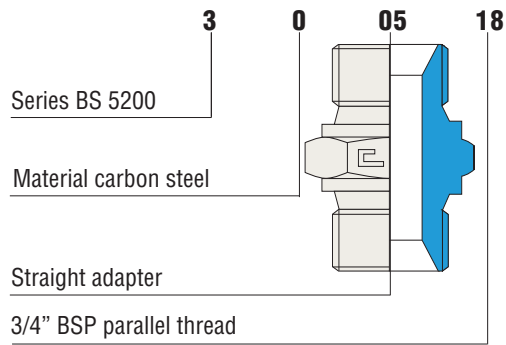
| General instructions   | Quality assurance  | Allowed temperatures   | Finish treatments  | Tubes to be used  | Threaded ends  | Prescriptions to comply with  |
|--|--|--|--|---|--|---|
| Utilisation standards  | Safety factors   | Seals on threads   | End treatments   | Tables follow up  | Gas – Metric UNF - NPT   | Assembly instructions   |
| Page 158   | Page 22  | Page 23  | Page 24  | Page 25-26  | Page 27-32   | Page 33;39-159  |
| Type: 3001.. BSPT<br>Type: 3002.. NPT<br>             | Type: 3003.. BSPP/con.<br>Type: 3004.. BSPP/NPT<br>   | Type: 3005.. BSPP<br>                                 | Type: 3005..ATT BSPP<br>                              | Type: 3006.. Metric paral.<br>                        | Type: 3007.. BSPP/Metric paral.<br>                   | Type: 3008.. BSPP<br>Type: 3009.. Metric paral.<br>  |
| Page 160   | Page 161   | Page 162-163   | Page 164   | Page 164  | Page 165   | Page 166  |
| Type: 3010.. BSPT<br>Type: 3011.. NPT<br>             | Type: 3012.. BSPP<br>Type: 3013.. Metric paral.<br>   | Type: 3014.. BSPT<br>Type: 3015.. NPT<br>             | Type: 3016.. BSPP<br>Type: 3017.. Metric paral.<br>   | Type: 3018.. BSPP<br>Type: 3019.. Metric paral.<br>   | Type: 3020.. BSPT<br>Type: 3021.. NPT<br>             | Type: 3022.. BSPP/con.<br>Type: 3023.. BSPP/NPT<br>  |
| Page 167   | Page 168   | Page 169   | Page 170   | Page 171  | Page 172   | Page 173  |
| Type: 3024.. BSPP<br>Type: 3025.. Metric paral.<br>  | Type: 3026.. BSPP/con.<br>Type: 3027.. BSPP/NPT<br>  | Type: 3028.. BSPP<br>Type: 3029.. Metric paral.<br>  | Type: 3030.. BSPP/con.<br>Type: 3031.. BSPP/NPT<br>  | Type: 3032.. BSPP/con.<br>Type: 3033.. BSPP/NPT<br>  | Type: 3034.. BSPP<br>Type: 3035.. Metric paral.<br>  | Type: 3036.. BSPP<br>   |
| Page 174   | Page 175   | Page 176   | Page 177   | Page 178  | Page 179   | Page 180  |
| Type: 3037.. BSPP/NPT<br>                           | Type: 3038.. BSPP/con.<br>                          | Type: 3039.. NPT<br>                                | Type: 3040.. BSPP/con.<br>                          | Type: 3041.. NPT<br>                                | Type: 3042.. BSPP<br>                               | Type: 3043.. NPT<br>   |
| Page 180   | Page 181   | Page 181   | Page 182   | Page 182  | Page 183   | Page 183  |
| Type: 3044.. BSPP<br>                               | Type: 3045.. NPT<br>                                | Type: 3046.. BSPP/con.<br>                          | Type: 3047.. NPT<br>                                | Type: 3048.. BSPP/con.<br>Type: 3049.. NPT<br>      | Type: 3050.. BSPP<br>Type: 3051.. NPT<br>           | Type: 3052.. BSPP<br>Type: 3053.. NPT<br>  |
| Page 184   | Page 184   | Page 185   | Page 185   | Page 186  | Page 187   | Page 187  |
| Type: 3054.. BSPP<br>Type: 3055.. Metric paral.<br> | Type: 3056.. BSPP<br>Type: 3057.. Metric paral.<br> | Type: 3058.. BSPP<br>Type: 3059.. Metric paral.<br> | Type: 3060.. BSPP<br>Type: 3061.. Metric paral.<br> | Type: 3062.. BSPP/con.<br>Type: 3063.. BSPP/NPT<br> | Type: 3064.. BSPP<br>Type: 3065.. Metric paral.<br> | Type: 3066.. BSPP<br>Type: 3067.. Metric paral.<br>  |
| Page 188   | Page 189   | Page 190   | Page 191   | Page 192  | Page 193   | Page 194  |
| Type: 3068.. BSPP<br>Type: 3069.. Metric paral.<br> | Type: 3070.. BSPP<br>Type: 3071.. Metric paral.<br> | Type: 3072.. BSPP<br>                               | Type: 3073.. BSPP<br>                               | Type: 3074.. BSPP<br>Type: 3075.. Metric paral.<br> | Type: 3076.. BSPP<br>Type: 3077.. Metric paral.<br> | Type: 3078.. BSPP<br>  |
| Page 195   | Page 196   | Page 197   | Page 197   | Page 198  | Page 199   | Page 200  |
| Type: 3079.. BSPP<br>                               | Type: 3080.. BSPP<br>Type: 3081.. Metric paral.<br> | Type: 3082.. BSPP<br>Type: 3083.. Metric paral.<br> | Type: 3084.. BSPP<br>Type: 3085.. Metric paral.<br> | Type: 3086.. BSPP<br>Type: 3087.. Metric paral.<br> | Type: 0023.. BSPP<br>                               | Type: 5010.. BSPP<br>Type: 5011.. Metr. cilind.<br>Type: 5012.. BSPT<br>Type: 5013.. NPT<br> |
| Page 200   | Page 201   | Page 202   | Page 203   | Page 204  | Page 205   | Page 205-206  |

**ORDERING EXAMPLES (Carbon steel)**

**ORDERING EXAMPLES (Stainless steel)**

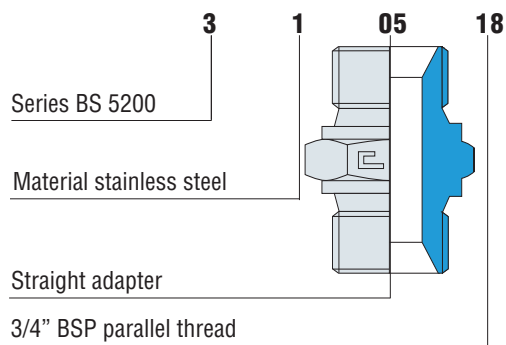
**BS**

- If you require a straight adapter with 3/4" BSP parallel thread made of carbon steel, order: 300518



**BS**

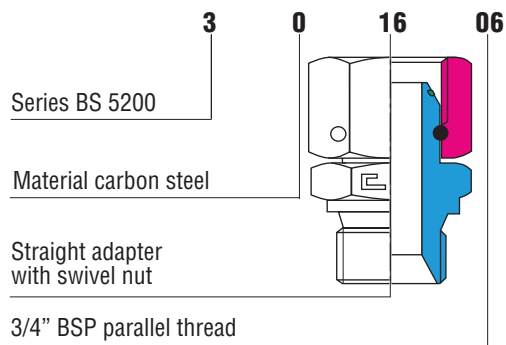
- If you require a straight adapter with 3/4" BSP parallel thread made of stainless steel, order: 310518



**New 60° adapter with elastomeric seal designed by CAST.**

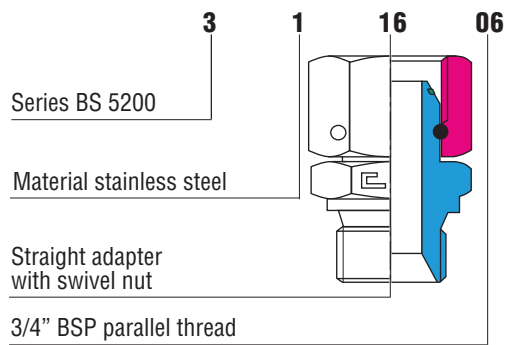
**BS**

- If you require a straight adapter with swivel nut with 3/4" BSP parallel thread made of carbon steel, order: 301606



**BS**

- If you require a straight adapter with swivel nut with 3/4" BSP parallel thread made of stainless steel, order: 311606



**DELIVERIES**

- Cast S.p.A. fittings are delivered in the configurations shown in the pictures of this catalogue.
- Available on scheduled orders only: it means that the article is slow moving and will be delivered within 90 days.
- Available on request only: it means that the article is not commonly in stock; please contact our offices for further delivery details.

## THEORY OF OPERATION

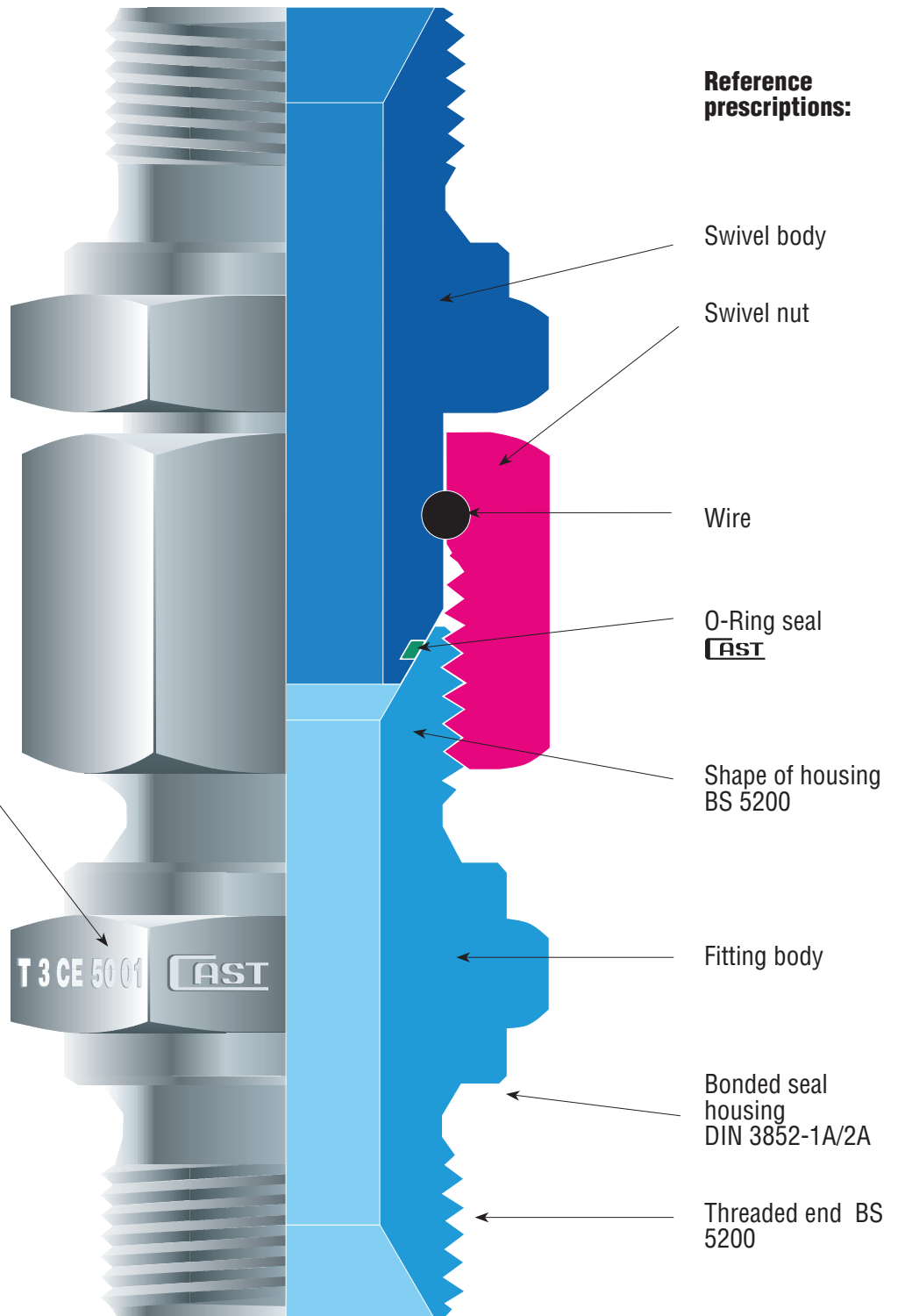
The Cast fitting, manufactured according to BS 5200, is a mechanical adapter traditionally used for high pressure fluid-dynamic systems. The sealing is made between two conical surfaces, metal to metal, with no deformation of the components, plus an elastomeric sealing (O-Ring) placed into a groove on the 60° cone.

N.B. The elastomeric seal is made according to a CAST S.p.A. project.

The connection between the body of the adapter and the body of the component is guaranteed by the swivel tightening nut and the threaded parts for the other types. It helps fast assembly of removable tubes, avoids welding and tapping, thus assuring maximum simplicity for complex oleo-dynamic systems. Repeated assemblies do not alter the performance of the coupling.

### COUPLING SYSTEM BS 5200

### Reference prescriptions:



### Traceability decoding:

**CAST** = Logo of the Manufacturer

- T = Production plant
- 3 = Year of manufacture
- CE = Made in EEC
- 50 = Type of steel used
- 01 = Heat number of the steel used

T 3 CE 50 01 **CAST**

## TECHNICAL CHARACTERISTICS


Cast 60° fittings assure perfect seal regardless of the fluid used, provided that no corrosive fluids be employed, the nominal pressures of the fittings and the indicated temperatures be respected and the prescriptions of the manufacturer be followed scrupulously.

These fittings are manufactured in a single series defined "UNIVERSAL" and combine the various (regulatory) series of fittings: DIN 2353- SAE J514- SAE J1453- SAE J516 etc.

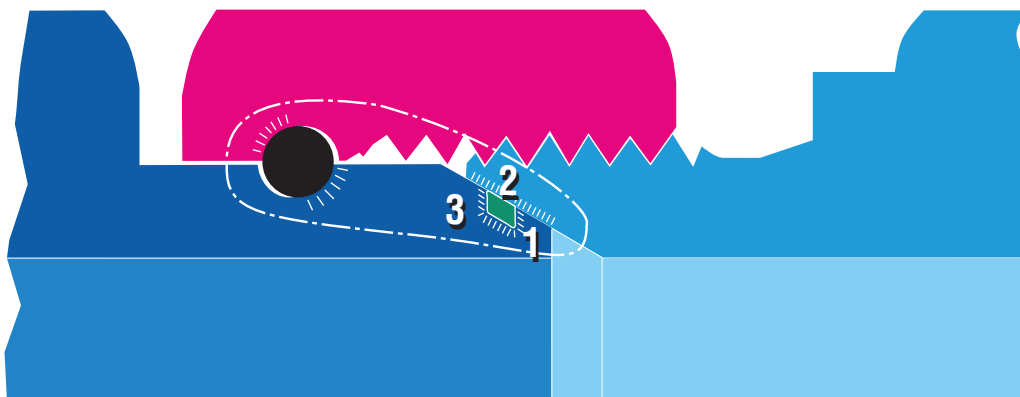
Normal vibrations do not alter the functionality of this type of fitting, also at the top quoted values. Therefore the fitting maintains its best characteristics of absolute guarantee, safety and reliability. For these specific reasons this fitting may be used in hard working conditions.

Under the mechanical strength given by the tightening of the nut on the fitting body, the conical male part couples with the conical female part of the fitting body to provide a very effective metal to metal seal supported by the elastomeric seal as well.

Before assembly



After assembly



Pressure surfaces



Superfici di pressione



Sealing points

1 - 2 - 3

## PRODUCT CONCEPT

- The idea has been to use the standard 60° adapter structure and place an O-ring in the 60° conical part to add an elastomeric seal to the traditional metal to metal seal.
- The new adapter with elastomeric seal solves the problem of small leakages, leaks and sweating that are typical of a metal to metal sealing system on high pressure fittings.
- The introduction of the new adapter with elastomeric seal in any case does not limit the required performance for adapters with or without elastomeric seal.

## SEALING

The new adapter solves the total sealing problem in the following way:

- A groove was created on the diameter of the 60° cone as insert place for an O-ring. This elastomeric seal guarantees a perfect seal at all times.
- Creating the groove on the 60° cone has allowed us to improve the metal to metal sealing characteristics by dividing the taper sealing surface of the fitting in two.
- Strenuous tests carried out in our technical laboratory in Casalgrasso (CN) have clarified, beyond any doubt, the reliability of the sealing with or without the O-ring itself.
- We can thus state that this new type of adapter is to be used preferably in combination with the elastomeric seal (O-ring) to ensure a sealing system as dry as dust.
- However, if due to temperature or fluid requirements, the adapter can not be used with the O-ring, the new adapter can be equally used without O-ring, with the certainty that the improved metal to metal seal will ensure the required sealing characteristics.

## GENERAL INSTRUCTIONS

- Before starting any operation, please check that all the tools to be used in the process conform to the standards. Carefully check the tools every 30-50 assemblies.
- Before fastening the components to the system onboard the machine, check the alignment between the tube and the fitting.
- Fittings must not be used to correct any misalignment or to support tubes.
- Long tubes or those liable to high stress must be clamped to avoid excessive vibrations. A poor alignment could damage the operation of the system.
- The proper lubrication of the components involved in the tightening is essential for good system operation. We advise the use of mineral oils or torquen tension for carbon steel fittings, consisting of anti-seizing compound (Nickel based), Chesterton or similar, for stainless steel fittings.
- The fittings and the valves in this technical catalogue may be used for fluid-dynamic connections only. Indicated pressures are for steel tubes only.
- Mixing carbon and stainless steel components is not allowed.
- Indicated pressures are for steel tubes only.

## UTILISATION STANDARDS

### CARBON STEEL FITTINGS

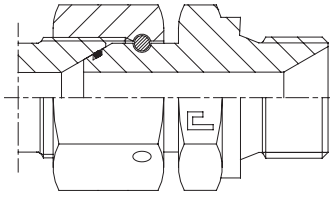
- High quality tubes must be employed to assure correct use and related technical performance of the carbon steel fitting. The use of tubes without the aforementioned characteristics may seriously impair the efficiency of the fitting. CAST S.p.A. recommends using the following tubes only: calibrated and polished, cold drawn seamless tubes, normalised with inert gas, in E235 material according to EN 10305-4 (ST 37.4 according to DIN 1630 I DIN 2391); the maximum permitted hardness, measured on the outer diameter of the tube, is 75 HRB.

### STAINLESS STEEL FITTINGS

- High quality tubes must be employed to assure correct use and related technical performance of stainless steel fittings. The use of tubes without the aforementioned characteristics may seriously impair the efficiency of the fitting. CAST S.p.A. recommends using the following tubes only: calibrated and polished, cold drawn seamless tubes 1.4571 as per UNI EN 10216-5 or ASTM A 269; the maximum permitted hardness, measured on the outer diameter of the tube, is 85 HRB.

## TIGHTENING TORQUES ON THE SWIVEL CONE

BS 5200 cone for carbon and stainless steel



| Series    | Gas Thread | Torque (Nm) <sup>+10%</sup> / <sub>0</sub> | Metric Thread | Torque (Nm) <sup>+10%</sup> / <sub>0</sub> |
|-----------|------------|--|---------------|--|
| UNIVERSAL | G 1/8      | 25   | M12x1,5       | 35   |
|           | G 1/4      | 65   | M14x1,5       | 45   |
|           | G 3/8      | 85   | M16x1,5       | 55   |
|           | G 1/2      | 150  | M18x1,5       | 70   |
|           | G 5/8      | 200  | M20x1,5       | 80   |
|           | G 3/4      | 260  | M22x1,5       | 100  |
|           | G 1        | 320  | M26x1,5       | 170  |
|           | G 1 1/4    | 500  | M30x1,5       | 250  |
|           | G 1 1/2    | 600  |               |  |
|           | G 2        | 700  |               |  |

### Notes:

The values in the tightening tables are approximate and derive from practical tests run at the laboratory in Casalgrasso (CN), which may vary based on the materials and tolerances of the components used. Thus an awareness of the controls to be performed is required.

All the values expressed in Newton Meters (Nm) for the tightening torques on the BS 5200 swivel cone represent the torquing moment needed to obtain the correct tightness.

## SAFETY FACTORS

The technical choice to use the wire, rather than the crimped fittings, is made in compliance with the highest safety standards. This prerogative is also confirmed by the use of stainless steel wire in the wiring of our products, which guarantees the safety of the product for a lot longer, also in the presence of a particularly aggressive microclimate.

### EXAMPLE OF DESTRUCTIVE TESTING



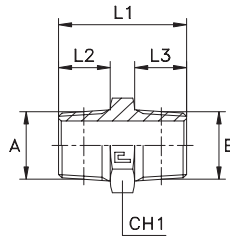
Destructive testing with 22x2 carbon steel tube

The tube burst at 800 bars without any leakage or sweating from the sealing points.

## MALE STRAIGHT ADAPTER

Thread BSP Taper

Type: **3001..**



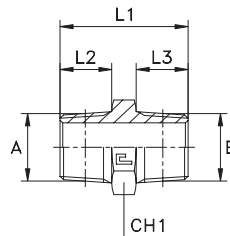
| Series BS | 30.... [bar] | 31.... [bar] | Ordering Complete | A     | B     | L1   | L2   | L3   | CH1 |
|-----------|--------------|--------------|-------------------|-------|-------|------|------|------|-----|
| UNIVERSAL | 350          | 350          | 300101            | 1/8   | 1/8   | 25   | 10   | 10   | 12  |
|           |              |              | 300102            | 1/8   | 1/4   | 30,5 | 10   | 14,5 | 14  |
|           |              |              | 300103            | 1/4   | 1/4   | 35   | 14,5 | 14,5 | 14  |
|           | 250          | 250          | 300104            | 1/4   | 3/8   | 35   | 14,5 | 14,5 | 17  |
|           |              |              | 300105            | 3/8   | 3/8   | 35   | 14,5 | 14,5 | 17  |
|           | 225          | 225          | 300106            | 3/8   | 1/2   | 40,5 | 14,5 | 19   | 22  |
|           |              |              | 300107            | 1/2   | 1/2   | 45   | 19   | 19   | 22  |
|           | 200          | 200          | 300108            | 1/2   | 3/4   | 47   | 19   | 19   | 27  |
|           |              |              | 300109            | 3/4   | 3/4   | 47   | 19   | 19   | 27  |
|           | 160          | 160          | 300110            | 3/4   | 1     | 53   | 19   | 24   | 36  |
|           |              |              | 300111            | 1     | 1     | 58   | 24   | 24   | 36  |
|           |              |              | 300112            | 1 1/4 | 1 1/4 | 62   | 25   | 25   | 46  |
|           |              |              | 300113            | 1 1/2 | 1 1/2 | 66   | 26   | 26   | 50  |
|           | 100          | 100          | 300114            | 2     | 2     | 69   | 26   | 26   | 65  |
|           | 250          | 250          | 300115            | 3/8   | 1/8   | 30,5 | 14,5 | 10   | 17  |
|           | 225          | 225          | 300116            | 1/2   | 1/4   | 40,5 | 19   | 14,5 | 22  |
|           | 200          | 200          | 300117            | 3/4   | 1/4   | 42,5 | 19   | 14,5 | 27  |
|           | 160          | 160          | 300118            | 1 1/4 | 1     | 61   | 25   | 24   | 46  |

Notes: If you wish to order a fitting in stainless steel, please change the first two digit from **30....** to **31....** .

## MALE STRAIGHT ADAPTER

Thread NPT

Type: **3002..**



| Series BS | 30.... [bar] | 31.... [bar] | Ordering Complete | A     | B     | L1   | L2   | L3   | CH1 |
|-----------|--------------|--------------|-------------------|-------|-------|------|------|------|-----|
| UNIVERSAL | 350          | 350          | 300201            | 1/8   | 1/8   | 26   | 10   | 10   | 12  |
|           |              |              | 300202            | 1/8   | 1/4   | 30,5 | 10   | 14,5 | 14  |
|           |              |              | 300203            | 1/4   | 1/4   | 35   | 14,5 | 14,5 | 14  |
|           | 250          | 250          | 300204            | 1/4   | 3/8   | 35   | 14,5 | 14,5 | 17  |
|           |              |              | 300205            | 3/8   | 3/8   | 35   | 14,5 | 14,5 | 17  |
|           | 225          | 225          | 300206            | 3/8   | 1/2   | 40,5 | 14,5 | 19   | 22  |
|           |              |              | 300207            | 1/2   | 1/2   | 45   | 19   | 19   | 22  |
|           | 200          | 200          | 300208            | 1/2   | 3/4   | 47   | 19   | 19   | 27  |
|           |              |              | 300209            | 3/4   | 3/4   | 47   | 19   | 19   | 27  |
|           | 160          | 160          | 300210            | 3/4   | 1     | 53   | 19   | 24   | 36  |
|           |              |              | 300211            | 1     | 1     | 58   | 24   | 24   | 36  |
|           |              |              | 300212            | 1 1/4 | 1 1/4 | 62   | 25   | 25   | 46  |
|           |              |              | 300213            | 1 1/2 | 1 1/2 | 66   | 26   | 26   | 50  |
|           | 100          | 100          | 300214            | 2     | 2     | 69   | 26   | 26   | 65  |
|           | 250          | 250          | 300215            | 3/8   | 1/8   | 30,5 | 14,5 | 10   | 17  |
|           | 225          | 225          | 300216            | 1/2   | 1/4   | 40,5 | 19   | 14,5 | 22  |
|           | 200          | 200          | 300217            | 3/4   | 1/4   | 42,5 | 19   | 14,5 | 27  |
|           | 160          | 160          | 300218            | 1 1/4 | 1     | 61   | 25   | 24   | 46  |

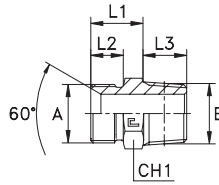
Notes: If you wish to order a fitting in stainless steel, please change the first two digit from **30....** to **31....** .



## MALE STUD STRAIGHT ADAPTER THREAD

Thread BSP Parallel/BSP Taper

Type: **3003..**



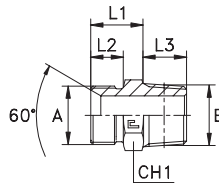
| Series BS | 30.... [bar] | 31.... [bar] | Ordering Complete | A     | B     | L1 | L2 | L3   | CH1 |
|-----------|--------------|--------------|-------------------|-------|-------|----|----|------|-----|
| UNIVERSAL | 350          | 350          | 300301            | 1/8   | 1/8   | 13 | 8  | 10   | 12  |
|           |              |              | 300302            | 1/8   | 1/4   | 14 | 8  | 14,5 | 14  |
|           |              |              | 300303            | 1/4   | 1/4   | 17 | 11 | 14,5 | 14  |
|           | 250          | 250          | 300304            | 1/4   | 3/8   | 17 | 11 | 14,5 | 17  |
|           |              |              | 300305            | 3/8   | 3/8   | 18 | 12 | 14,5 | 17  |
|           | 225          | 225          | 300306            | 3/8   | 1/2   | 19 | 12 | 19   | 22  |
|           |              |              | 300307            | 1/2   | 1/2   | 21 | 14 | 19   | 22  |
|           | 200          | 200          | 300308            | 1/2   | 3/4   | 23 | 14 | 19   | 27  |
|           |              |              | 300309            | 3/4   | 3/4   | 25 | 16 | 19   | 27  |
|           | 160          | 160          | 300310            | 3/4   | 1     | 26 | 16 | 24   | 36  |
|           |              |              | 300311            | 1     | 1     | 29 | 19 | 24   | 36  |
|           |              |              | 300312            | 1     | 1 1/4 | 31 | 19 | 25   | 46  |
|           |              |              | 300313            | 1 1/4 | 1 1/4 | 32 | 20 | 25   | 46  |
|           |              |              | 300314            | 1 1/4 | 1 1/2 | 34 | 20 | 26   | 50  |
|           | 300315       | 1 1/2        | 1 1/2             | 37    | 23    | 26 | 50 |      |     |
|           | 100          | 100          | 300316            | 2     | 2     | 42 | 25 | 26   | 65  |
|           | 350          | 350          | 300317            | 1/4   | 1/8   | 17 | 11 | 10   | 14  |
|           | 250          | 250          | 300318            | 3/8   | 1/4   | 18 | 12 | 14,5 | 17  |
|           | 225          | 225          | 300319            | 1/2   | 3/8   | 21 | 14 | 14,5 | 22  |
|           | 200          | 200          | 300320            | 3/4   | 1/2   | 25 | 16 | 19   | 27  |
| 160       | 160          | 300321       | 1                 | 3/4   | 29    | 19 | 19 | 36   |     |

Notes: If you wish to order a fitting in stainless steel, please change the first two digit from **30....** to **31....** .

## MALE STUD STRAIGHT ADAPTER

Thread BSP Parallel/NPT

Type: **3004..**



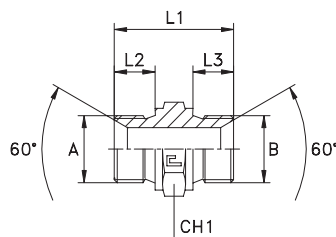
| Series BS | 30.... [bar] | 31.... [bar] | Ordering Complete | A     | B     | L1 | L2 | L3   | CH1 |
|-----------|--------------|--------------|-------------------|-------|-------|----|----|------|-----|
| UNIVERSAL | 350          | 350          | 300401            | 1/8   | 1/8   | 13 | 8  | 10   | 12  |
|           |              |              | 300402            | 1/8   | 1/4   | 14 | 8  | 14,5 | 14  |
|           |              |              | 300403            | 1/4   | 1/4   | 17 | 11 | 14,5 | 14  |
|           | 250          | 250          | 300404            | 1/4   | 3/8   | 17 | 11 | 14,5 | 17  |
|           |              |              | 300405            | 3/8   | 3/8   | 18 | 12 | 14,5 | 17  |
|           | 225          | 225          | 300406            | 3/8   | 1/2   | 19 | 12 | 19   | 22  |
|           |              |              | 300407            | 1/2   | 1/2   | 21 | 14 | 19   | 22  |
|           | 200          | 200          | 300408            | 1/2   | 3/4   | 23 | 14 | 19   | 27  |
|           |              |              | 300409            | 3/4   | 3/4   | 25 | 16 | 19   | 27  |
|           | 160          | 160          | 300410            | 3/4   | 1     | 26 | 16 | 24   | 36  |
|           |              |              | 300411            | 1     | 1     | 29 | 19 | 24   | 36  |
|           |              |              | 300412            | 1     | 1 1/4 | 31 | 19 | 25   | 46  |
|           |              |              | 300413            | 1 1/4 | 1 1/4 | 32 | 20 | 25   | 46  |
|           |              |              | 300414            | 1 1/4 | 1 1/2 | 34 | 20 | 26   | 50  |
|           | 300415       | 1 1/2        | 1 1/2             | 37    | 23    | 26 | 50 |      |     |
|           | 100          | 100          | 300416            | 2     | 2     | 42 | 25 | 26   | 65  |
|           | 350          | 350          | 300417            | 1/4   | 1/8   | 17 | 11 | 10   | 14  |
|           | 250          | 250          | 300418            | 3/8   | 1/4   | 18 | 12 | 14,5 | 17  |
|           | 225          | 225          | 300419            | 1/2   | 3/8   | 21 | 14 | 14,5 | 22  |
|           | 200          | 200          | 300420            | 3/4   | 1/2   | 25 | 16 | 19   | 27  |
| 160       | 160          | 300421       | 1                 | 3/4   | 29    | 19 | 19 | 36   |     |

Notes: If you wish to order a fitting in stainless steel, please change the first two digit from **30....** to **31....** .

# STRAIGHT BS5200/DIN 3852 ADAPTOR

Thread BSP Parallel

Type: 3005..



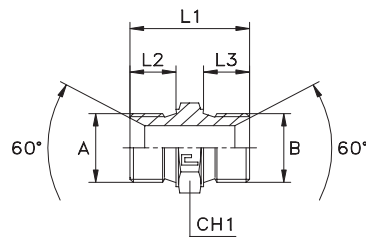
| Series BS | 30.... [bar] | 31.... [bar] | Ordering Complete | A     | B     | L1   | L2 | L3 | CH1 |
|-----------|--------------|--------------|-------------------|-------|-------|------|----|----|-----|
| UNIVERSAL | 400          | 400          | 300501            | 1/8   | 1/8   | 24   | 8  | 8  | 14  |
|           |              |              | 300502            | 1/8   | 1/4   | 28,5 | 8  | 11 | 19  |
|           |              |              | 300503            | 1/8   | 3/8   | 30   | 8  | 12 | 22  |
|           |              |              | 300504            | 1/4   | 1/4   | 32   | 11 | 11 | 19  |
|           |              |              | 300505            | 1/4   | 3/8   | 33,5 | 11 | 12 | 22  |
|           | 350          | 350          | 300506            | 1/4   | 1/2   | 37   | 11 | 14 | 27  |
|           | 315          | 315          | 300507            | 1/4   | 3/4   | 41   | 11 | 16 | 32  |
|           | 400          | 400          | 300508            | 3/8   | 3/8   | 35   | 12 | 12 | 22  |
|           | 350          | 350          | 300509            | 3/8   | 1/2   | 38,5 | 12 | 14 | 27  |
|           | 315          | 315          | 300510            | 3/8   | 3/4   | 42,5 | 12 | 16 | 32  |
|           | 350          | 350          | 300511            | 1/2   | 1/2   | 41   | 14 | 14 | 27  |
|           |              |              | 300512            | 1/2   | 5/8   | 43   | 14 | 16 | 30  |
|           | 315          | 315          | 300513            | 1/2   | 3/4   | 45   | 14 | 16 | 32  |
|           | 250          | 250          | 300514            | 1/2   | 1     | 49   | 14 | 19 | 41  |
|           | 200          | 200          | 300515            | 1/2   | 1 1/4 | 52   | 14 | 20 | 50  |
|           | 350          | 350          | 300516            | 5/8   | 5/8   | 45   | 16 | 16 | 30  |
|           | 315          | 315          | 300517            | 5/8   | 3/4   | 47   | 16 | 16 | 32  |
|           |              |              | 300518            | 3/4   | 3/4   | 47   | 16 | 16 | 32  |
|           |              |              | 300519            | 3/4   | 1     | 51   | 16 | 19 | 41  |
|           | 200          | 200          | 300520            | 3/4   | 1 1/4 | 54   | 16 | 20 | 50  |
|           | 160          | 160          | 300521            | 3/4   | 1 1/2 | 59   | 16 | 23 | 55  |
|           | 250          | 250          | 300522            | 1     | 1     | 54   | 19 | 19 | 41  |
|           | 200          | 200          | 300523            | 1     | 1 1/4 | 57   | 19 | 20 | 50  |
|           | 160          | 160          | 300524            | 1     | 1 1/2 | 62   | 19 | 23 | 55  |
|           | 125          | 125          | 300525            | 1     | 2     | 67,5 | 19 | 25 | 70  |
|           | 200          | 200          | 300526            | 1 1/4 | 1 1/4 | 58   | 20 | 20 | 50  |
|           | 160          | 160          | 300527            | 1 1/4 | 1 1/2 | 63   | 20 | 23 | 55  |
|           | 125          | 125          | 300528            | 1 1/4 | 2     | 68,5 | 20 | 25 | 70  |
|           | 160          | 160          | 300529            | 1 1/2 | 1 1/2 | 66   | 23 | 23 | 55  |
|           | 125          | 125          | 300530            | 1 1/2 | 2     | 71,5 | 23 | 25 | 70  |
|           |              |              | 300531            | 2     | 2     | 74   | 25 | 25 | 70  |
|           | 350          | 350          | 300532            | 1/8   | 1/2   | 33,5 | 8  | 14 | 27  |
|           |              |              | 300533            | 1/4   | 5/8   | 39   | 11 | 16 | 30  |
|           | 250          | 250          | 300534            | 1/4   | 1     | 45   | 11 | 19 | 41  |
|           | 350          | 350          | 300535            | 3/8   | 5/8   | 40,5 | 12 | 16 | 30  |
|           | 250          | 250          | 300536            | 3/8   | 1     | 46,5 | 12 | 19 | 41  |
| 160       | 160          | 300537       | 1/2               | 1 1/2 | 57    | 14   | 23 | 55 |     |
| 250       | 250          | 300538       | 5/8               | 1     | 51    | 16   | 19 | 41 |     |
| 200       | 200          | 300539       | 5/8               | 1 1/4 | 54    | 16   | 20 | 50 |     |

**Notes:** If you wish to order a fitting in stainless steel, please change the first two digit from 30.... to 31....  
For copper washer sealing systems refer to items 3001.. pressure rates

# STRAIGHT ISO 8434/6 COMPACT ADAPTOR TABLE 10 FIG. 9

Thread BSP Parallel

Type: 3005..



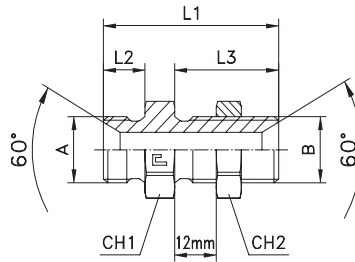
| Serie BS  | 30.... [bar] | 31.... [bar] | Ordering Complete | A     | B     | L1   | L2 | L3 | CH1 |
|-----------|--------------|--------------|-------------------|-------|-------|------|----|----|-----|
| UNIVERSAL | 400          | 400          | 300551            | 1/8   | 1/8   | 21   | 8  | 8  | 12  |
|           |              |              | 300552            | 1/8   | 1/4   | 27   | 8  | 11 | 17  |
|           |              |              | 300553            | 1/8   | 3/8   | 29   | 8  | 12 | 19  |
|           |              |              | 300554            | 1/4   | 1/4   | 28,5 | 11 | 11 | 17  |
|           |              |              | 300555            | 1/4   | 3/8   | 30,5 | 11 | 12 | 19  |
|           | 350          | 350          | 300556            | 1/4   | 1/2   | 34,5 | 11 | 14 | 24  |
|           | 315          | 315          | 300557            | 1/4   | 3/4   | 37,5 | 11 | 16 | 30  |
|           | 400          | 400          | 300558            | 3/8   | 3/8   | 32   | 12 | 12 | 19  |
|           | 350          | 350          | 300559            | 3/8   | 1/2   | 36   | 12 | 14 | 24  |
|           | 315          | 315          | 300560            | 3/8   | 3/4   | 39   | 12 | 16 | 30  |
|           | 350          | 350          | 300561            | 1/2   | 1/2   | 37   | 14 | 14 | 24  |
|           |              |              | 300562            | 1/2   | 5/8   | 39,5 | 14 | 16 | 27  |
|           | 315          | 315          | 300563            | 1/2   | 3/4   | 40,5 | 14 | 16 | 30  |
|           | 250          | 250          | 300564            | 1/2   | 1     | 44,5 | 14 | 19 | 36  |
|           | 200          | 200          | 300565            | 1/2   | 1 1/4 | 50   | 14 | 20 | 46  |
|           | 350          | 350          | 300566            | 5/8   | 5/8   | 43   | 16 | 16 | 27  |
|           | 315          | 315          | 300567            | 5/8   | 3/4   | 44   | 16 | 16 | 30  |
|           |              |              | 300568            | 3/4   | 3/4   | 42,5 | 16 | 16 | 30  |
|           | 250          | 250          | 300569            | 3/4   | 1     | 46,5 | 16 | 19 | 36  |
|           | 200          | 200          | 300570            | 3/4   | 1 1/4 | 52   | 16 | 20 | 46  |
|           | 160          | 160          | 300571            | 3/4   | 1 1/2 | 55,5 | 16 | 22 | 50  |
|           | 250          | 250          | 300572            | 1     | 1     | 49   | 19 | 19 | 36  |
|           | 200          | 200          | 300573            | 1     | 1 1/4 | 55   | 19 | 20 | 46  |
|           | 160          | 160          | 300574            | 1     | 1 1/2 | 58,5 | 19 | 22 | 50  |
|           | 125          | 125          | 300575            | 1     | 2     | 63,5 | 19 | 25 | 65  |
|           | 200          | 200          | 300576            | 1 1/4 | 1 1/4 | 56   | 20 | 20 | 46  |
|           | 160          | 160          | 300577            | 1 1/4 | 1 1/2 | 59,5 | 20 | 22 | 50  |
|           | 125          | 125          | 300578            | 1 1/4 | 2     | 65   | 20 | 25 | 65  |
|           | 160          | 160          | 300579            | 1 1/2 | 1 1/2 | 61,5 | 22 | 22 | 50  |
|           | 125          | 125          | 300580            | 1 1/2 | 2     | 67,5 | 22 | 25 | 65  |
|           |              |              | 300581            | 2     | 2     | 70   | 25 | 25 | 65  |
|           | 350          | 350          | 300582            | 1/8   | 1/2   | 33   | 8  | 14 | 24  |
|           |              |              | 300583            | 1/4   | 5/8   | 37,5 | 11 | 16 | 27  |
|           | 250          | 250          | 300584            | 1/4   | 1     | 42   | 11 | 19 | 36  |
|           | 350          | 350          | 300585            | 3/8   | 5/8   | 38,5 | 12 | 16 | 27  |
|           | 250          | 250          | 300586            | 3/8   | 1     | 43,5 | 12 | 19 | 36  |
|           | 160          | 160          | 300587            | 1/2   | 1 1/2 | 53,5 | 14 | 22 | 50  |
|           | 250          | 250          | 300588            | 5/8   | 1     | 48,5 | 16 | 19 | 36  |
|           | 200          | 200          | 300589            | 5/8   | 1 1/4 | 54   | 16 | 20 | 46  |

Notes: If you wish to order a fitting in stainless steel, please change the first two digit from 30.... to 31....  
For copper washer sealing systems refer to items 3001.. pressure rates

## MALE BULKHEAD ADAPTOR230

Thread BSP Parallel

Type: 3005..-ATT



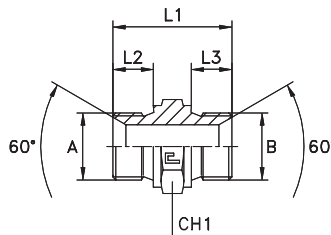
| Serie BS  | 30.... [bar] | 31.... [bar] | Ordering Complete | A     | B     | L1  | L2 | L3 | CH1 | CH1 |
|-----------|--------------|--------------|-------------------|-------|-------|-----|----|----|-----|-----|
| UNIVERSAL | 400          | 400          | 300501-ATT        | 1/8   | 1/8   | 41  | 8  | 28 | 14  | 14  |
|           |              |              | 300504-ATT        | 1/4   | 1/4   | 46  | 11 | 28 | 19  | 19  |
|           |              |              | 300508-ATT        | 3/8   | 3/8   | 52  | 12 | 32 | 22  | 22  |
|           | 350          | 350          | 300511-ATT        | 1/2   | 1/2   | 59  | 14 | 35 | 27  | 27  |
|           | 315          | 315          | 300518-ATT        | 3/4   | 3/4   | 66  | 16 | 38 | 32  | 32  |
|           | 250          | 250          | 300522-ATT        | 1     | 1     | 75  | 19 | 41 | 41  | 41  |
|           | 200          | 200          | 300526-ATT        | 1 1/4 | 1 1/4 | 83  | 20 | 44 | 50  | 50  |
|           | 160          | 160          | 300529-ATT        | 1 1/2 | 1 1/2 | 93  | 22 | 48 | 55  | 55  |
|           | 125          | 125          | 300531-ATT        | 2     | 2     | 102 | 25 | 48 | 70  | 70  |

**Notes:** If you wish to order a fitting in stainless steel, please change the first two digit from 30.... to 31....  
Articles available on scheduled orders only.  
For copper washer sealing systems refer to items 3001.. pressure rates

## MALE STRAIGHT ADAPTER

Thread Metric Parallel

Type: 3006..



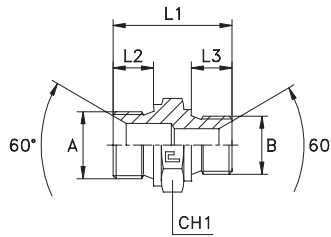
| Series BS | 30.... [bar] | 31.... [bar] | Ordering Complete | A      | B      | L1   | L2 | L3 | CH1 |
|-----------|--------------|--------------|-------------------|--------|--------|------|----|----|-----|
| UNIVERSAL | 400          | 400          | 300601            | 10x1   | 10x1   | 24   | 8  | 8  | 14  |
|           |              |              | 300602            | 12x1,5 | 12x1,5 | 34   | 12 | 12 | 17  |
|           |              |              | 300603            | 12x1,5 | 14x1,5 | 34   | 12 | 12 | 19  |
|           |              |              | 300604            | 14x1,5 | 14x1,5 | 34   | 12 | 12 | 19  |
|           |              |              | 300605            | 14x1,5 | 16x1,5 | 34   | 12 | 12 | 22  |
|           |              |              | 300606            | 14x1,5 | 18x1,5 | 35,5 | 12 | 12 | 24  |
|           | 350          | 350          | 300607            | 14x1,5 | 22x1,5 | 38   | 12 | 14 | 27  |
|           | 400          | 400          | 300608            | 16x1,5 | 16x1,5 | 34   | 12 | 12 | 22  |
|           |              |              | 300609            | 16x1,5 | 18x1,5 | 35,5 | 12 | 12 | 24  |
|           | 350          | 350          | 300610            | 16x1,5 | 20x1,5 | 37,5 | 12 | 14 | 27  |
|           |              |              | 300611            | 16x1,5 | 22x1,5 | 38   | 12 | 14 | 27  |
|           | 400          | 400          | 300612            | 18x1,5 | 18x1,5 | 36   | 12 | 12 | 24  |
|           |              |              | 300613            | 18x1,5 | 20x1,5 | 38   | 12 | 14 | 27  |
|           | 350          | 350          | 300614            | 20x1,5 | 20x1,5 | 40,5 | 14 | 14 | 27  |
|           |              |              | 300615            | 20x1,5 | 22x1,5 | 41   | 14 | 14 | 27  |
|           |              |              | 300616            | 22x1,5 | 22x1,5 | 41   | 14 | 14 | 27  |
|           |              |              | 300617            | 22x1,5 | 26x1,5 | 45   | 14 | 16 | 32  |
|           | 315          | 315          | 300618            | 26x1,5 | 26x1,5 | 47   | 16 | 16 | 32  |
|           |              |              | 300619            | 26x1,5 | 30x1,5 | 48   | 16 | 16 | 36  |
|           | 250          | 250          | 300620            | 30x1,5 | 30x1,5 | 48   | 16 | 16 | 36  |
|           |              |              | 300621            | 30x1,5 | 38x1,5 | 50   | 16 | 16 | 46  |
|           | 200          | 200          | 300622            | 38x1,5 | 38x1,5 | 50   | 16 | 16 | 46  |
|           |              |              | 300623            | 38x1,5 | 45x1,5 | 52   | 16 | 16 | 55  |
|           | 160          | 160          | 300624            | 45x1,5 | 45x1,5 | 52   | 16 | 16 | 55  |

**Notes:** If you wish to order a fitting in stainless steel, please change the first two digit from 30.... to 31....  
Articles available on scheduled orders only.  
For copper washer sealing systems refer to items 3001.. pressure rates

# MALE STRAIGHT ADAPTER

Thread BSP Parallel/metrico cilindrico

Type: **3007..**



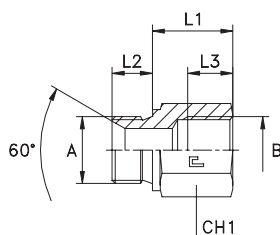
| Series BS | 30.... [bar] | 31.... [bar] | Ordering Complete | A     | B      | L1   | L2 | L3 | CH1 |
|-----------|--------------|--------------|-------------------|-------|--------|------|----|----|-----|
| UNIVERSAL | 400          | 400          | 300701            | 1/8   | 10x1   | 24   | 8  | 8  | 14  |
|           |              |              | 300702            | 1/8   | 14x1,5 | 29,5 | 8  | 12 | 19  |
|           |              |              | 300703            | 1/4   | 10x1   | 28,5 | 11 | 8  | 19  |
|           |              |              | 300704            | 1/4   | 12x1,5 | 33   | 11 | 12 | 19  |
|           |              |              | 300705            | 1/4   | 14x1,5 | 33   | 11 | 12 | 19  |
|           |              |              | 300706            | 3/8   | 10x1   | 30   | 12 | 8  | 22  |
|           |              |              | 300707            | 3/8   | 12x1,5 | 34,5 | 12 | 12 | 22  |
|           |              |              | 300708            | 3/8   | 14x1,5 | 34,5 | 12 | 12 | 22  |
|           |              |              | 300709            | 3/8   | 16x1,5 | 34,5 | 12 | 12 | 22  |
|           | 300710       | 3/8          | 18x1,5            | 36    | 12     | 12   | 24 |    |     |
|           | 350          | 350          | 300711            | 3/8   | 22x1,5 | 38,5 | 12 | 14 | 27  |
|           |              |              | 300712            | 1/2   | 14x1,5 | 38   | 14 | 12 | 27  |
|           |              |              | 300713            | 1/2   | 16x1,5 | 38   | 14 | 12 | 27  |
|           |              |              | 300714            | 1/2   | 18x1,5 | 38,5 | 14 | 12 | 27  |
|           |              |              | 300715            | 1/2   | 20x1,5 | 40,5 | 14 | 14 | 27  |
|           |              |              | 300716            | 1/2   | 22x1,5 | 41   | 14 | 14 | 27  |
|           |              |              | 300717            | 5/8   | 18x1,5 | 40,5 | 16 | 12 | 30  |
|           |              |              | 300718            | 5/8   | 20x1,5 | 42,5 | 16 | 14 | 30  |
|           |              |              | 300719            | 5/8   | 22x1,5 | 43   | 16 | 14 | 30  |
|           | 315          | 315          | 300720            | 3/4   | 18x1,5 | 42,5 | 16 | 12 | 32  |
|           |              |              | 300721            | 3/4   | 20x1,5 | 44,5 | 16 | 14 | 32  |
|           |              |              | 300722            | 3/4   | 22x1,5 | 45   | 16 | 14 | 32  |
|           |              |              | 300723            | 3/4   | 26x1,5 | 47   | 16 | 16 | 32  |
|           | 250          | 250          | 300724            | 3/4   | 30x1,5 | 48   | 16 | 16 | 36  |
|           |              |              | 300725            | 1     | 26x1,5 | 51   | 19 | 16 | 41  |
|           |              |              | 300726            | 1     | 30x1,5 | 51   | 19 | 16 | 41  |
|           | 200          | 200          | 300727            | 1     | 38x1,5 | 53   | 19 | 16 | 46  |
|           |              |              | 300728            | 1 1/4 | 30x1,5 | 54   | 20 | 16 | 50  |
|           |              |              | 300729            | 1 1/4 | 38x1,5 | 54   | 20 | 16 | 50  |
|           | 160          | 160          | 300730            | 1 1/2 | 38x1,5 | 59   | 23 | 16 | 55  |
|           |              |              | 300731            | 1 1/2 | 45x1,5 | 59   | 23 | 16 | 55  |
|           | 125          | 125          | 300732            | 2     | 45x1,5 | 64,5 | 25 | 16 | 70  |

**Notes:** If you wish to order a fitting in stainless steel, please change the first two digit from **30....** to **31....** .  
 Articles available on scheduled orders only.  
 For copper washer sealing systems refer to items **3001..** pressure rates

## MALE FEMALE STRAIGHT ADAPTER

Thread BSP Parallel

Type: **3008..**



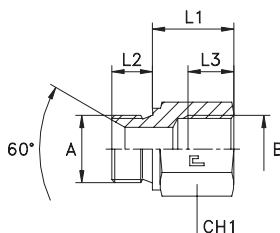
| Series BS | 30.... [bar] | 31.... [bar] | Ordering Complete | A   | B   | L1   | L2 | L3   | CH1 |
|-----------|--------------|--------------|-------------------|-----|-----|------|----|------|-----|
| UNIVERSAL | 350          | 350          | 300801            | 1/8 | 1/8 | 20   | 8  | 10   | 14  |
|           |              |              | 300802            | 1/8 | 1/8 | 30   | 8  | 10   | 14  |
|           |              |              | 300803            | 1/8 | 1/8 | 40   | 8  | 10   | 14  |
|           |              |              | 300804            | 1/4 | 1/4 | 21   | 11 | 14   | 19  |
|           |              |              | 300805            | 1/4 | 1/4 | 30   | 11 | 14   | 19  |
|           |              |              | 300806            | 1/4 | 1/4 | 43   | 11 | 14   | 19  |
|           |              |              | 300807            | 1/4 | 1/4 | 48   | 11 | 14   | 19  |
|           |              |              | 300808            | 3/8 | 3/8 | 20   | 12 | 14   | 22  |
|           |              |              | 300809            | 3/8 | 3/8 | 33   | 12 | 14   | 22  |
|           |              |              | 300810            | 3/8 | 3/8 | 38   | 12 | 14   | 22  |
|           |              |              | 300811            | 3/8 | 3/8 | 45   | 12 | 14   | 22  |
|           |              |              | 300812            | 1/2 | 1/2 | 23   | 14 | 17   | 27  |
|           |              |              | 300813            | 1/2 | 1/2 | 26   | 14 | 17   | 27  |
|           |              |              | 300814            | 1/2 | 1/2 | 36   | 14 | 17   | 27  |
|           | 300815       | 1/2          | 1/2               | 46  | 14  | 17   | 27 |      |     |
|           | 300816       | 1/2          | 1/2               | 66  | 14  | 17   | 27 |      |     |
|           | 315          | 315          | 300817            | 3/4 | 3/4 | 32   | 16 | 19   | 36  |
|           | 300818       | 3/4          | 3/4               | 40  | 16  | 19   | 36 |      |     |
|           | 300819       | 3/4          | 3/4               | 57  | 16  | 19   | 36 |      |     |
|           | 250          | 250          | 300820            | 1   | 1   | 35   | 19 | 21,5 | 41  |
|           | 300821       | 1            | 1                 | 65  | 19  | 21,5 | 41 |      |     |

**Notes:** If you wish to order a fitting in stainless steel, please change the first two digit from **30....** to **31....** .  
For copper washer sealing systems refer to items **3001..** pressure rates.

## MALE FEMALE STRAIGHT ADAPTER

Thread Metric Parallel

Type: **3009..**



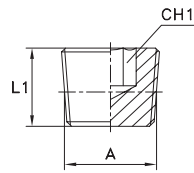
| Series BS | 30.... [bar] | 31.... [bar] | Ordering Complete | A      | B      | L1   | L2 | L3   | CH1 |
|-----------|--------------|--------------|-------------------|--------|--------|------|----|------|-----|
| UNIVERSAL | 350          | 350          | 300901            | 10x1   | 10x1   | 20   | 8  | 10   | 14  |
|           |              |              | 300902            | 10x1   | 10x1   | 30   | 8  | 10   | 14  |
|           |              |              | 300903            | 12x1,5 | 12x1,5 | 21   | 12 | 14,5 | 17  |
|           |              |              | 300904            | 12x1,5 | 12x1,5 | 28   | 12 | 14,5 | 17  |
|           |              |              | 300905            | 14x1,5 | 14x1,5 | 21   | 12 | 14,5 | 19  |
|           |              |              | 300906            | 14x1,5 | 14x1,5 | 31   | 12 | 14,5 | 19  |
|           |              |              | 300907            | 16x1,5 | 16x1,5 | 23   | 12 | 14,5 | 22  |
|           |              |              | 300908            | 16x1,5 | 16x1,5 | 33   | 12 | 14,5 | 22  |
|           |              |              | 300909            | 18x1,5 | 18x1,5 | 23   | 12 | 14,5 | 24  |
|           |              |              | 300910            | 18x1,5 | 18x1,5 | 38   | 12 | 14,5 | 24  |
|           |              |              | 300911            | 20x1,5 | 20x1,5 | 23   | 14 | 16,5 | 27  |
|           |              |              | 300912            | 20x1,5 | 20x1,5 | 36   | 14 | 16,5 | 27  |
|           |              |              | 300913            | 22x1,5 | 22x1,5 | 26   | 14 | 16,5 | 27  |
|           |              |              | 300914            | 22x1,5 | 22x1,5 | 36   | 14 | 16,5 | 27  |
|           | 315          | 315          | 300915            | 26x1,5 | 26x1,5 | 32   | 16 | 18,5 | 32  |
|           | 300916       | 26x1,5       | 26x1,5            | 44     | 16     | 18,5 | 32 |      |     |
|           | 250          | 250          | 300917            | 30x1,5 | 30x1,5 | 39   | 16 | 19   | 36  |
|           | 300918       | 30x1,5       | 30x1,5            | 69     | 16     | 19   | 36 |      |     |

**Notes:** If you wish to order a fitting in stainless steel, please change the first two digit from **30....** to **31....** .  
Articles available on request only.  
For copper washer sealing systems refer to items **3001..** pressure rates.

## PLUG WITH EXAGON SOCKET HEAD

Thread BSP Taper

Type: **3010..**



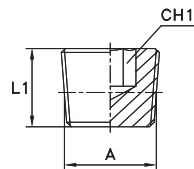
| Series BS | 30.... [bar] | 31.... [bar] | Ordering Complete | A     | L1 | CH1 |
|-----------|--------------|--------------|-------------------|-------|----|-----|
| UNIVERSAL | 350          | 350          | 301001            | 1/8   | 8  | 5   |
|           |              |              | 301002            | 1/4   | 10 | 7   |
|           | 250          | 250          | 301003            | 3/8   | 10 | 8   |
|           | 225          | 225          | 301004            | 1/2   | 10 | 10  |
|           | 200          | 200          | 301005            | 3/4   | 12 | 12  |
|           | 160          | 160          | 301006            | 1     | 12 | 17  |
|           |              |              | 301007            | 1 1/4 | 18 | 22  |
|           |              |              | 301008            | 1 1/2 | 20 | 24  |

**Notes:** If you wish to order a fitting in stainless steel, please change the first two digit from **30....** to **31....** .

## PLUG WITH EXAGON SOCKET HEAD

Thread NPT

Type: **3011..**



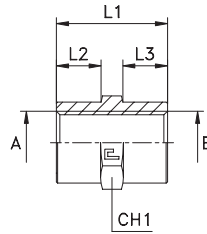
| Series BS | 30.... [bar] | 31.... [bar] | Ordering Complete | A     | L1   | CH1   |
|-----------|--------------|--------------|-------------------|-------|------|-------|
| UNIVERSAL | 350          | 350          | 301101            | 1/8   | 7,4  | 4,78  |
|           |              |              | 301102            | 1/4   | 11,3 | 6,35  |
|           | 250          | 250          | 301103            | 3/8   | 11,3 | 7,95  |
|           | 225          | 225          | 301104            | 1/2   | 15   | 9,52  |
|           | 200          | 200          | 301105            | 3/4   | 15,3 | 14,3  |
|           | 160          | 160          | 301106            | 1     | 19   | 15,88 |
|           |              |              | 301107            | 1 1/4 | 20,3 | 19,05 |
|           |              |              | 301108            | 1 1/2 | 21   | 25,4  |

**Notes:** If you wish to order a fitting in stainless steel, please change the first two digit from **30....** to **31....** .

## FEMALE STRAIGHT ADAPTER

Thread BSP Parallel

Type: **3012..**



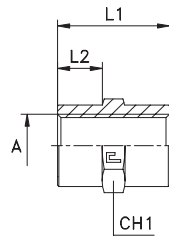
| Series BS | 30.... [bar] | 31.... [bar] | Ordering Complete | A     | B     | L1 | L2 | L3 | CH1 |
|-----------|--------------|--------------|-------------------|-------|-------|----|----|----|-----|
| UNIVERSAL | 350          | 350          | 301201            | 1/8   | 1/8   | 20 | 7  | 7  | 14  |
|           |              |              | 301202            | 1/4   | 1/4   | 30 | 12 | 12 | 19  |
|           | 250          | 250          | 301203            | 3/8   | 3/8   | 30 | 12 | 12 | 24  |
|           | 225          | 225          | 301204            | 1/2   | 1/2   | 38 | 15 | 15 | 27  |
|           | 200          | 200          | 301205            | 3/4   | 3/4   | 40 | 15 | 15 | 36  |
|           | 160          | 160          | 301206            | 1     | 1     | 48 | 19 | 19 | 41  |
|           |              |              | 301207            | 1 1/4 | 1 1/4 | 50 | 19 | 19 | 55  |
|           |              |              | 301208            | 1 1/2 | 1 1/2 | 50 | 18 | 18 | 60  |
|           | 350          | 350          | 301209            | 1/8   | 1/4   | 25 | 7  | 12 | 19  |
|           | 250          | 250          | 301210            | 1/8   | 3/8   | 25 | 7  | 12 | 24  |
|           |              |              | 301211            | 1/4   | 3/8   | 30 | 12 | 12 | 24  |
|           | 225          | 225          | 301212            | 1/4   | 1/2   | 35 | 12 | 15 | 27  |
|           | 200          | 200          | 301213            | 1/4   | 3/4   | 37 | 12 | 15 | 36  |
|           | 225          | 225          | 301214            | 3/8   | 1/2   | 35 | 12 | 15 | 27  |
|           | 200          | 200          | 301215            | 1/2   | 3/4   | 40 | 15 | 15 | 36  |

**Notes:** If you wish to order a fitting in stainless steel, please change the first two digit from **30....** to **31....** .

## FEMALE STRAIGHT ADAPTER

Thread Metric Parallel

Type: **3013..**



| Series BS | 30.... [bar] | 31.... [bar] | Ordering Complete | A      | L1 | L2 | CH1 |
|-----------|--------------|--------------|-------------------|--------|----|----|-----|
| UNIVERSAL | 350          | 350          | 301301            | 10x1   | 20 | 7  | 14  |
|           |              |              | 301302            | 14x1,5 | 30 | 12 | 19  |
|           | 250          | 250          | 301303            | 16x1,5 | 30 | 12 | 24  |
|           | 225          | 225          | 301304            | 22x1,5 | 38 | 15 | 27  |
|           | 200          | 200          | 301305            | 27x2   | 40 | 15 | 36  |
|           | 160          | 160          | 301306            | 33x2   | 48 | 19 | 41  |
|           |              |              | 301307            | 42x2   | 50 | 19 | 55  |
|           |              |              | 301308            | 48x2   | 50 | 18 | 60  |

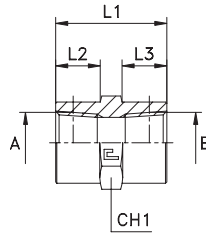
**Notes:** If you wish to order a fitting in stainless steel, please change the first two digit from **30....** to **31....** .  
Articles available on scheduled orders only.



## FEMALE STRAIGHT ADAPTER

Thread BSP Taper

Type: **3014..**



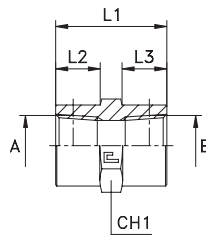
| Series BS | 30.... [bar] | 31.... [bar] | Ordering Complete | A     | B     | L1 | L2 | L3 | CH1 |
|-----------|--------------|--------------|-------------------|-------|-------|----|----|----|-----|
| UNIVERSAL | 350          | 350          | 301401            | 1/8   | 1/8   | 20 | 7  | 7  | 14  |
|           |              |              | 301402            | 1/4   | 1/4   | 30 | 12 | 12 | 19  |
|           | 250          | 250          | 301403            | 3/8   | 3/8   | 30 | 12 | 12 | 24  |
|           | 225          | 225          | 301404            | 1/2   | 1/2   | 38 | 15 | 15 | 27  |
|           | 200          | 200          | 301405            | 3/4   | 3/4   | 40 | 15 | 15 | 36  |
|           | 160          | 160          | 301406            | 1     | 1     | 48 | 19 | 19 | 41  |
|           |              |              | 301407            | 1 1/4 | 1 1/4 | 60 | 24 | 24 | 50  |
|           |              |              | 301408            | 1 1/2 | 1 1/2 | 60 | 23 | 23 | 60  |
|           | 350          | 350          | 301409            | 1/8   | 1/4   | 25 | 7  | 12 | 19  |
|           | 250          | 250          | 301410            | 1/8   | 3/8   | 25 | 7  | 12 | 24  |
|           |              |              | 301411            | 1/4   | 3/8   | 30 | 12 | 12 | 24  |
|           | 225          | 225          | 301412            | 1/4   | 1/2   | 35 | 12 | 15 | 27  |
|           | 200          | 200          | 301413            | 1/4   | 3/4   | 37 | 12 | 15 | 36  |
|           | 225          | 225          | 301414            | 3/8   | 1/2   | 35 | 12 | 15 | 27  |
|           | 200          | 200          | 301415            | 1/2   | 3/4   | 40 | 15 | 15 | 36  |

**Notes:** If you wish to order a fitting in stainless steel, please change the first two digit from **30....** to **31....** .  
Articles available on scheduled orders only.

## FEMALE STRAIGHT ADAPTER

Thread NPT

Type: **3015..**



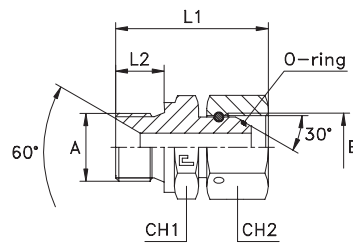
| Series BS | 30.... [bar] | 31.... [bar] | Ordering Complete | A     | B     | L1 | L2 | L3 | CH1 |
|-----------|--------------|--------------|-------------------|-------|-------|----|----|----|-----|
| UNIVERSAL | 350          | 350          | 301501            | 1/8   | 1/8   | 20 | 7  | 7  | 14  |
|           |              |              | 301502            | 1/4   | 1/4   | 30 | 12 | 12 | 19  |
|           | 250          | 250          | 301503            | 3/8   | 3/8   | 30 | 12 | 12 | 24  |
|           | 225          | 225          | 301504            | 1/2   | 1/2   | 38 | 15 | 15 | 27  |
|           | 200          | 200          | 301505            | 3/4   | 3/4   | 40 | 15 | 15 | 36  |
|           | 160          | 160          | 301506            | 1     | 1     | 48 | 19 | 19 | 41  |
|           |              |              | 301507            | 1 1/4 | 1 1/4 | 60 | 24 | 24 | 50  |
|           |              |              | 301508            | 1 1/2 | 1 1/2 | 60 | 23 | 23 | 60  |
|           | 350          | 350          | 301509            | 1/8   | 1/4   | 25 | 7  | 12 | 19  |
|           | 250          | 250          | 301510            | 1/8   | 3/8   | 25 | 7  | 12 | 24  |
|           |              |              | 301511            | 1/4   | 3/8   | 30 | 12 | 12 | 24  |
|           | 225          | 225          | 301512            | 1/4   | 1/2   | 35 | 12 | 15 | 27  |
|           | 200          | 200          | 301513            | 1/4   | 3/4   | 37 | 12 | 15 | 36  |
|           | 225          | 225          | 301514            | 3/8   | 1/2   | 35 | 12 | 15 | 27  |
|           | 200          | 200          | 301515            | 1/2   | 3/4   | 40 | 15 | 15 | 36  |

**Notes:** If you wish to order a fitting in stainless steel, please change the first two digit from **30....** to **31....** .  
Articles available on scheduled orders only.

## STRAIGHT ADAPTER WITH SWIVEL NUT

Thread BSP Parallel

Type: **3016..**



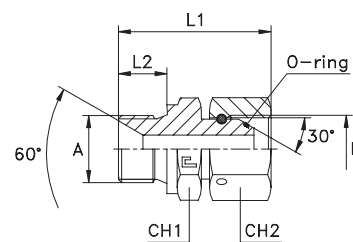
| Series BS | 30.... [bar] | 31.... [bar] | Ordering Complete | A     | B     | L1   | L2 | CH1 | CH2 |
|-----------|--------------|--------------|-------------------|-------|-------|------|----|-----|-----|
| UNIVERSAL | 400          | 400          | 301601            | 1/8   | 1/8   | 28   | 8  | 14  | 14  |
|           |              |              | 301602            | 1/4   | 1/4   | 36   | 11 | 19  | 19  |
|           |              |              | 301603            | 3/8   | 3/8   | 39   | 12 | 22  | 22  |
|           | 350          | 350          | 301604            | 1/2   | 1/2   | 45   | 14 | 27  | 27  |
|           |              |              | 301605            | 5/8   | 5/8   | 51   | 16 | 30  | 30  |
|           | 315          | 315          | 301606            | 3/4   | 3/4   | 53   | 16 | 32  | 32  |
|           | 250          | 250          | 301607            | 1     | 1     | 63,5 | 19 | 41  | 41  |
|           | 200          | 200          | 301608            | 1 1/4 | 1 1/4 | 67   | 20 | 50  | 50  |
|           | 160          | 160          | 301609            | 1 1/2 | 1 1/2 | 77,5 | 23 | 55  | 55  |
|           | 125          | 125          | 301610            | 2     | 2     | 87   | 25 | 70  | 70  |
|           | 400          | 400          | 301611            | 1/4   | 3/8   | 37   | 11 | 19  | 22  |
|           |              |              | 301612            | 3/8   | 1/4   | 38   | 12 | 22  | 19  |
|           | 350          | 350          | 301613            | 3/8   | 1/2   | 42   | 12 | 22  | 27  |
|           |              |              | 301614            | 1/2   | 1/4   | 41   | 14 | 27  | 19  |
|           |              |              | 301615            | 1/2   | 3/8   | 42   | 14 | 27  | 22  |
|           | 315          | 315          | 301616            | 1/2   | 3/4   | 49   | 14 | 27  | 32  |
|           |              |              | 301617            | 3/4   | 1/2   | 49   | 16 | 32  | 27  |
|           | 250          | 250          | 301618            | 1     | 3/4   | 57   | 19 | 41  | 32  |

**Notes:** If you wish to order a fitting in stainless steel, please change the first two digit from **30....** to **31....** .  
For copper washer sealing systems refer to items **3001..** pressure rates.

## STRAIGHT ADAPTER WITH SWIVEL NUT

Thread Metric Parallel

Type: **3017..**



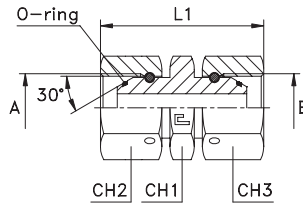
| Series BS | 30.... [bar] | 31.... [bar] | Ordering Complete | A      | B      | L1   | L2 | CH1 | CH2 |
|-----------|--------------|--------------|-------------------|--------|--------|------|----|-----|-----|
| UNIVERSAL | 400          | 400          | 301701            | 12x1,5 | 12x1,5 | 35   | 12 | 17  | 17  |
|           |              |              | 301702            | 14x1,5 | 14x1,5 | 37   | 12 | 19  | 19  |
|           |              |              | 301703            | 16x1,5 | 16x1,5 | 38   | 12 | 22  | 22  |
|           |              |              | 301704            | 18x1,5 | 18x1,5 | 41   | 12 | 24  | 24  |
|           | 350          | 350          | 301705            | 20x1,5 | 20x1,5 | 46   | 14 | 27  | 27  |
|           |              |              | 301706            | 22x1,5 | 22x1,5 | 47   | 14 | 27  | 27  |
|           | 315          | 315          | 301707            | 26x1,5 | 26x1,5 | 53,5 | 16 | 32  | 32  |
|           | 250          | 250          | 301708            | 30x1,5 | 30x1,5 | 56,5 | 16 | 36  | 36  |

**Notes:** If you wish to order a fitting in stainless steel, please change the first two digit from **30....** to **31....** .  
Articles available on request only.  
For copper washer sealing systems refer to items **3001..** pressure rates.

## STRAIGHT ADAPTER WITH DOUBLE SWIVEL NUT

Thread BSP Parallel

Type: **3018..**



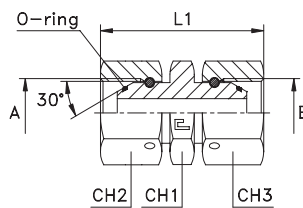
| Series BS | 30.... [bar] | 31.... [bar] | Ordering Complete | A     | B     | L1   | CH1 | CH2 | CH3 |
|-----------|--------------|--------------|-------------------|-------|-------|------|-----|-----|-----|
| UNIVERSAL | 400          | 400          | <b>301801</b>     | 1/8   | 1/8   | 31,5 | 14  | 14  | 14  |
|           |              |              | <b>301802</b>     | 1/4   | 1/4   | 40,5 | 19  | 19  | 19  |
|           |              |              | <b>301803</b>     | 3/8   | 3/8   | 42,5 | 22  | 22  | 22  |
|           | 350          | 350          | <b>301804</b>     | 1/2   | 1/2   | 49,5 | 27  | 27  | 27  |
|           |              |              | <b>301805</b>     | 5/8   | 5/8   | 55   | 30  | 30  | 30  |
|           | 315          | 315          | <b>301806</b>     | 3/4   | 3/4   | 59   | 32  | 32  | 32  |
|           | 250          | 250          | <b>301807</b>     | 1     | 1     | 73   | 41  | 41  | 41  |
|           | 200          | 200          | <b>301808</b>     | 1 1/4 | 1 1/4 | 76   | 50  | 50  | 50  |
|           | 160          | 160          | <b>301809</b>     | 1 1/2 | 1 1/2 | 89   | 55  | 55  | 55  |
|           | 125          | 125          | <b>301810</b>     | 2     | 2     | 99   | 70  | 70  | 70  |
|           | 400          | 400          | <b>301811</b>     | 1/4   | 3/8   | 41,5 | 22  | 19  | 22  |
|           |              |              | <b>301812</b>     | 1/4   | 1/2   | 45,5 | 27  | 19  | 27  |
|           | 350          | 350          | <b>301813</b>     | 3/8   | 1/2   | 46   | 27  | 22  | 27  |
|           |              |              | <b>301814</b>     | 1/2   | 3/4   | 55   | 32  | 27  | 32  |

**Notes:** If you wish to order a fitting in stainless steel, please change the first two digit from **30....** to **31....** .

## STRAIGHT ADAPTER WITH DOUBLE SWIVEL NUT

Thread Metric Parallel

Type: **3019..**



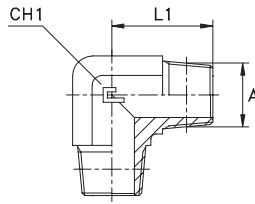
| Series BS | 30.... [bar] | 31.... [bar] | Ordering Complete | A      | L1   | CH1 | CH2 |
|-----------|--------------|--------------|-------------------|--------|------|-----|-----|
| UNIVERSAL | 400          | 400          | <b>301901</b>     | 12x1,5 | 36   | 17  | 17  |
|           |              |              | <b>301902</b>     | 14x1,5 | 40,5 | 19  | 19  |
|           |              |              | <b>301903</b>     | 16x1,5 | 42   | 22  | 22  |
|           |              |              | <b>301904</b>     | 18x1,5 | 45   | 24  | 24  |
|           | 350          | 350          | <b>301905</b>     | 20x1,5 | 51,5 | 27  | 27  |
|           |              |              | <b>301906</b>     | 22x1,5 | 53   | 27  | 27  |
|           | 315          | 315          | <b>301907</b>     | 26x1,5 | 59,5 | 32  | 32  |
|           | 250          | 250          | <b>301908</b>     | 30x1,5 | 64   | 36  | 36  |

**Notes:** If you wish to order a fitting in stainless steel, please change the first two digit from **30....** to **31....** .  
Articles available on request only.

## MALE 90° ADAPTER

Thread BSP Taper

Type: **3020..**



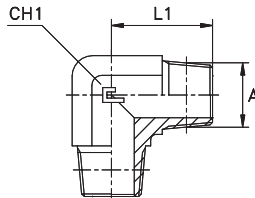
| Series BS | 30.... [bar] | 31.... [bar] | Ordering Complete | A     | L1   | CH1 |
|-----------|--------------|--------------|-------------------|-------|------|-----|
| UNIVERSAL | 350          | 350          | 302001            | 1/8   | 20   | 11  |
|           |              |              | 302002            | 1/4   | 28   | 14  |
|           | 250          | 250          | 302003            | 3/8   | 31   | 19  |
|           | 225          | 225          | 302004            | 1/2   | 37,5 | 22  |
|           | 200          | 200          | 302005            | 3/4   | 40   | 27  |
|           | 160          | 160          | 302006            | 1     | 50   | 33  |
|           |              |              | 302007            | 1 1/4 | 60   | 41  |
|           |              |              | 302008            | 1 1/2 | 67   | 48  |
|           | 100          | 100          | 302009            | 2     | 76   | 65  |

**Notes:** If you wish to order a fitting in stainless steel, please change the first two digit from **30....** to **31....** .

## MALE 90° ADAPTER

Thread NPT

Type: **3021..**



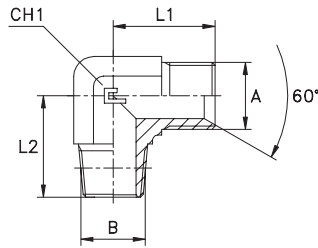
| Series BS | 30.... [bar] | 31.... [bar] | Ordering Complete | A     | L1   | CH1 |
|-----------|--------------|--------------|-------------------|-------|------|-----|
| UNIVERSAL | 350          | 350          | 302101            | 1/8   | 20   | 11  |
|           |              |              | 302102            | 1/4   | 28   | 14  |
|           | 250          | 250          | 302103            | 3/8   | 31   | 19  |
|           | 225          | 225          | 302104            | 1/2   | 37,5 | 22  |
|           | 200          | 200          | 302105            | 3/4   | 40   | 27  |
|           | 160          | 160          | 302106            | 1     | 50   | 33  |
|           |              |              | 302107            | 1 1/4 | 60   | 41  |
|           |              |              | 302108            | 1 1/2 | 67   | 48  |
|           | 100          | 100          | 302109            | 2     | 76   | 65  |

**Notes:** If you wish to order a fitting in stainless steel, please change the first two digit from **30....** to **31....** .  
Articles available on request only.

## MALE STUD 90° ADAPTER

Thread BSP Parallel/BSP Taper

Type: **3022..**



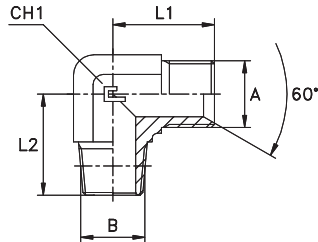
| Series BS | 30.... [bar] | 31.... [bar] | Ordering Complete | A     | B     | L1 | L2   | CH1 |
|-----------|--------------|--------------|-------------------|-------|-------|----|------|-----|
| UNIVERSAL | 350          | 350          | 302201            | 1/8   | 1/8   | 21 | 20   | 11  |
|           |              |              | 302202            | 1/4   | 1/4   | 26 | 28   | 14  |
|           | 250          | 250          | 302203            | 3/8   | 3/8   | 29 | 31   | 19  |
|           |              |              | 302204            | 1/2   | 1/2   | 34 | 37,5 | 22  |
|           | 200          | 200          | 302205            | 5/8   | 1/2   | 38 | 40   | 27  |
|           |              |              | 302206            | 3/4   | 3/4   | 41 | 40   | 27  |
|           | 160          | 160          | 302207            | 1     | 1     | 45 | 50   | 33  |
|           |              |              | 302208            | 1 1/4 | 1 1/4 | 52 | 60   | 41  |
|           |              |              | 302209            | 1 1/2 | 1 1/2 | 59 | 67   | 48  |
|           | 100          | 100          | 302210            | 2     | 2     | 78 | 76   | 65  |

**Notes:** If you wish to order a fitting in stainless steel, please change the first two digit from **30....** to **31....** .

## MALE STUD 90° ADAPTER

Thread BSP Parallel/NPT

Type: **3023..**



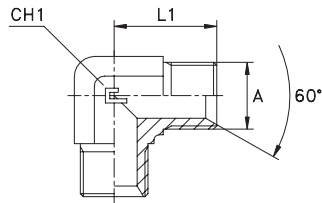
| Series BS | 30.... [bar] | 31.... [bar] | Ordering Complete | A     | B     | L1 | L2   | CH1 |
|-----------|--------------|--------------|-------------------|-------|-------|----|------|-----|
| UNIVERSAL | 350          | 350          | 302301            | 1/8   | 1/8   | 21 | 20   | 11  |
|           |              |              | 302302            | 1/4   | 1/4   | 26 | 28   | 14  |
|           | 250          | 250          | 302303            | 3/8   | 3/8   | 29 | 31   | 19  |
|           |              |              | 302304            | 1/2   | 1/2   | 34 | 37,5 | 22  |
|           | 200          | 200          | 302305            | 5/8   | 1/2   | 38 | 40   | 27  |
|           |              |              | 302306            | 3/4   | 3/4   | 41 | 40   | 27  |
|           | 160          | 160          | 302307            | 1     | 1     | 45 | 50   | 33  |
|           |              |              | 302308            | 1 1/4 | 1 1/4 | 52 | 60   | 41  |
|           |              |              | 302309            | 1 1/2 | 1 1/2 | 59 | 67   | 48  |
|           | 100          | 100          | 302310            | 2     | 2     | 78 | 76   | 65  |

**Notes:** If you wish to order a fitting in stainless steel, please change the first two digit from **30....** to **31....** .  
Articles available on request only.

## MALE 90° UNION ELBOW ADAPTER

Thread BSP Parallel

Type: **3024..**



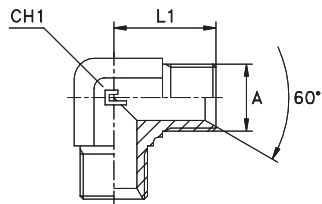
| Series BS | 30.... [bar] | 31.... [bar] | Ordering Complete | A     | L1 | CH1 |
|-----------|--------------|--------------|-------------------|-------|----|-----|
| UNIVERSAL | 400          | 400          | 302401            | 1/8   | 21 | 11  |
|           |              |              | 302402            | 1/4   | 26 | 14  |
|           |              |              | 302403            | 3/8   | 29 | 19  |
|           | 350          | 350          | 302404            | 1/2   | 34 | 22  |
|           |              |              | 302405            | 5/8   | 38 | 27  |
|           | 315          | 315          | 302406            | 3/4   | 41 | 27  |
|           | 250          | 250          | 302407            | 1     | 45 | 33  |
|           | 200          | 200          | 302408            | 1 1/4 | 52 | 41  |
|           | 160          | 160          | 302409            | 1 1/2 | 59 | 48  |
|           | 125          | 125          | 302410            | 2     | 78 | 65  |

**Notes:** If you wish to order a fitting in stainless steel, please change the first two digit from **30....** to **31....** .

## MALE 90° UNION ELBOW ADAPTER

Thread Metric Parallel

Type: **3025..**



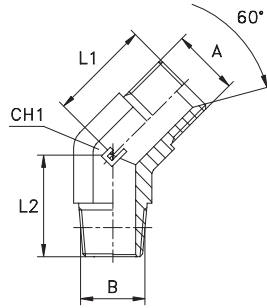
| Series BS | 30.... [bar] | 31.... [bar] | Ordering Complete | A      | L1 | CH1 |
|-----------|--------------|--------------|-------------------|--------|----|-----|
| UNIVERSAL | 400          | 400          | 302501            | 10x1   | 21 | 11  |
|           |              |              | 302502            | 12x1,5 | 21 | 11  |
|           |              |              | 302503            | 14x1,5 | 26 | 14  |
|           |              |              | 302504            | 16x1,5 | 29 | 19  |
|           |              |              | 302505            | 18x1,5 | 29 | 19  |
|           | 350          | 350          | 302506            | 20x1,5 | 34 | 22  |
|           |              |              | 302507            | 22x1,5 | 34 | 22  |
|           | 315          | 315          | 302508            | 26x1,5 | 41 | 27  |
|           | 250          | 250          | 302509            | 30x1,5 | 45 | 33  |

**Notes:** If you wish to order a fitting in stainless steel, please change the first two digit from **30....** to **31....** .  
Articles available on request only.

## MALE STUD 45° ADAPTER

Thread BSP Parallel/BSP Taper

Type: 3026..



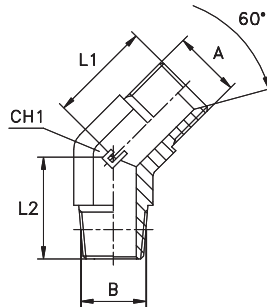
| Series BS | 30.... [bar] | 31.... [bar] | Ordering Complete | A     | B     | L1   | L2   | CH1 |
|-----------|--------------|--------------|-------------------|-------|-------|------|------|-----|
| UNIVERSAL | 350          | 350          | 302601            | 1/8   | 1/8   | 20,5 | 16,5 | 11  |
|           |              |              | 302602            | 1/4   | 1/4   | 21   | 22   | 14  |
|           | 250          | 250          | 302603            | 3/8   | 3/8   | 23,5 | 24   | 19  |
|           |              |              | 302604            | 1/2   | 1/2   | 26   | 29,5 | 22  |
|           | 200          | 200          | 302605            | 5/8   | 1/2   | 29   | 30,5 | 27  |
|           |              |              | 302606            | 3/4   | 3/4   | 32   | 30,5 | 27  |
|           | 160          | 160          | 302607            | 1     | 1     | 37   | 38   | 33  |
|           |              |              | 302608            | 1 1/4 | 1 1/4 | 39   | 42   | 41  |
|           |              |              | 302609            | 1 1/2 | 1 1/2 | 46   | 45   | 48  |
|           | 100          | 100          | 302610            | 2     | 2     | 57   | 54   | 65  |

**Notes:** If you wish to order a fitting in stainless steel, please change the first two digit from 30.... to 31.... .  
Articles available on scheduled orders only.

## MALE STUD 45° ADAPTER

Thread BSP Parallel/NPT

Type: 3027..



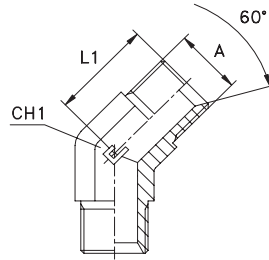
| Series BS | 30.... [bar] | 31.... [bar] | Ordering Complete | A     | B     | L1   | L2   | CH1 |
|-----------|--------------|--------------|-------------------|-------|-------|------|------|-----|
| UNIVERSAL | 350          | 350          | 302701            | 1/8   | 1/8   | 20,5 | 16,5 | 11  |
|           |              |              | 302702            | 1/4   | 1/4   | 21   | 22   | 14  |
|           | 250          | 250          | 302703            | 3/8   | 3/8   | 23,5 | 24   | 19  |
|           |              |              | 302704            | 1/2   | 1/2   | 26   | 29,5 | 22  |
|           | 200          | 200          | 302705            | 5/8   | 1/2   | 29   | 30,5 | 27  |
|           |              |              | 302706            | 3/4   | 3/4   | 32   | 30,5 | 27  |
|           | 160          | 160          | 302707            | 1     | 1     | 37   | 38   | 33  |
|           |              |              | 302708            | 1 1/4 | 1 1/4 | 39   | 42   | 41  |
|           |              |              | 302709            | 1 1/2 | 1 1/2 | 46   | 45   | 48  |
|           | 100          | 100          | 302710            | 2     | 2     | 57   | 54   | 65  |

**Notes:** If you wish to order a fitting in stainless steel, please change the first two digit from 30.... to 31.... .  
Articles available on request only.

## MALE 45° UNION ELBOW ADAPTER

Thread BSP Parallel

Type: **3028..**



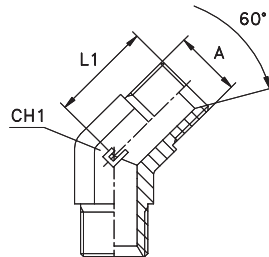
| Series BS | 30.... [bar] | 31.... [bar] | Ordering Complete | A     | L1   | CH1 |
|-----------|--------------|--------------|-------------------|-------|------|-----|
| UNIVERSAL | 400          | 400          | 302801            | 1/8   | 20,5 | 11  |
|           |              |              | 302802            | 1/4   | 21   | 14  |
|           |              |              | 302803            | 3/8   | 23,5 | 19  |
|           | 350          | 350          | 302804            | 1/2   | 26   | 22  |
|           |              |              | 302805            | 5/8   | 29   | 27  |
|           | 315          | 315          | 302806            | 3/4   | 32   | 27  |
|           | 250          | 250          | 302807            | 1     | 37   | 33  |
|           | 200          | 200          | 302808            | 1 1/4 | 39   | 41  |
|           | 160          | 160          | 302809            | 1 1/2 | 46   | 48  |
|           | 125          | 125          | 302810            | 2     | 57   | 65  |

**Notes:** If you wish to order a fitting in stainless steel, please change the first two digit from **30....** to **31....** .  
Articles available on scheduled orders only.

## MALE 45° UNION ELBOW ADAPTER

Thread Metric Parallel

Type: **3029..**



| Series BS | 30.... [bar] | 31.... [bar] | Ordering Complete | A      | L1 | CH1 |
|-----------|--------------|--------------|-------------------|--------|----|-----|
| UNIVERSAL | 400          | 400          | 302901            | 12x1,5 | 18 | 11  |
|           |              |              | 302902            | 14x1,5 | 21 | 14  |
|           |              |              | 302903            | 16x1,5 | 25 | 19  |
|           |              |              | 302904            | 18x1,5 | 28 | 19  |
|           | 350          | 350          | 302905            | 20x1,5 | 30 | 22  |
|           |              |              | 302906            | 22x1,5 | 30 | 22  |
|           | 315          | 315          | 302907            | 26x1,5 | 33 | 27  |
|           | 250          | 250          | 302908            | 30x1,5 | 37 | 33  |

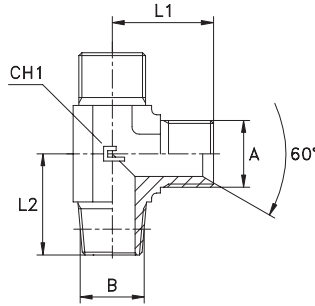
**Notes:** If you wish to order a fitting in stainless steel, please change the first two digit from **30....** to **31....** .  
Articles available on request only.



## MALE STUD BARREL TEE ADAPTER

Thread BSP Parallel/BSP Taper

Type: **3030..**



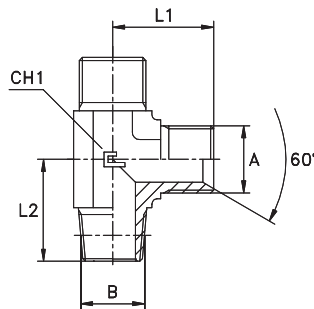
| Series BS | 30.... [bar] | 31.... [bar] | Ordering Complete | A     | B     | L1 | L2   | CH1 |
|-----------|--------------|--------------|-------------------|-------|-------|----|------|-----|
| UNIVERSAL | 350          | 350          | 303001            | 1/8   | 1/8   | 21 | 20   | 11  |
|           |              |              | 303002            | 1/4   | 1/4   | 26 | 28   | 14  |
|           | 250          | 250          | 303003            | 3/8   | 3/8   | 29 | 31   | 19  |
|           |              |              | 303004            | 1/2   | 1/2   | 34 | 37,5 | 22  |
|           | 200          | 200          | 303005            | 5/8   | 1/2   | 38 | 40   | 27  |
|           |              |              | 303006            | 3/4   | 3/4   | 41 | 40   | 27  |
|           | 160          | 160          | 303007            | 1     | 1     | 45 | 50   | 33  |
|           |              |              | 303008            | 1 1/4 | 1 1/4 | 52 | 60   | 41  |
|           |              |              | 303009            | 1 1/2 | 1 1/2 | 59 | 67   | 48  |
|           | 100          | 100          | 303010            | 2     | 2     | 78 | 76   | 65  |

**Notes:** If you wish to order a fitting in stainless steel, please change the first two digit from **30....** to **31....** .  
Articles available on request only.

## MALE STUD BARREL TEE ADAPTER

Thread BSP Parallel/NPT

Type: **3031..**



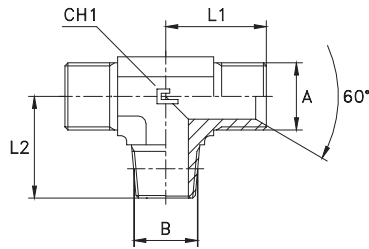
| Series BS | 30.... [bar] | 31.... [bar] | Ordering Complete | A     | B     | L1 | L2   | CH1 |
|-----------|--------------|--------------|-------------------|-------|-------|----|------|-----|
| UNIVERSAL | 350          | 350          | 303101            | 1/8   | 1/8   | 21 | 20   | 11  |
|           |              |              | 303102            | 1/4   | 1/4   | 26 | 28   | 14  |
|           | 250          | 250          | 303103            | 3/8   | 3/8   | 29 | 31   | 19  |
|           |              |              | 303104            | 1/2   | 1/2   | 34 | 37,5 | 22  |
|           | 200          | 200          | 303105            | 5/8   | 1/2   | 38 | 40   | 27  |
|           |              |              | 303106            | 3/4   | 3/4   | 41 | 40   | 27  |
|           | 160          | 160          | 303107            | 1     | 1     | 45 | 50   | 33  |
|           |              |              | 303108            | 1 1/4 | 1 1/4 | 52 | 60   | 41  |
|           |              |              | 303109            | 1 1/2 | 1 1/2 | 59 | 67   | 48  |
|           | 100          | 100          | 303110            | 2     | 2     | 78 | 76   | 65  |

**Notes:** If you wish to order a fitting in stainless steel, please change the first two digit from **30....** to **31....** .  
Articles available on request only.

## MALE STUD BRANCH TEE ADAPTER

Thread BSP Parallel/BSP Taper

Type: **3032..**



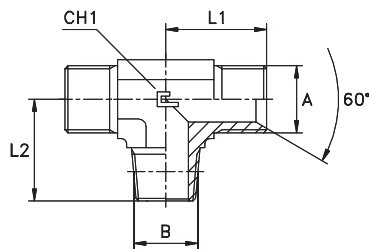
| Series BS | 30.... [bar] | 31.... [bar] | Ordering Complete | A     | B     | L1 | L2   | CH1 |
|-----------|--------------|--------------|-------------------|-------|-------|----|------|-----|
| UNIVERSAL | 350          | 350          | 303201            | 1/8   | 1/8   | 21 | 20   | 11  |
|           |              |              | 303202            | 1/4   | 1/4   | 26 | 28   | 14  |
|           | 250          | 250          | 303203            | 3/8   | 3/8   | 29 | 31   | 19  |
|           |              |              | 303204            | 1/2   | 1/2   | 34 | 37,5 | 22  |
|           | 200          | 200          | 303205            | 5/8   | 1/2   | 38 | 40   | 27  |
|           |              |              | 303206            | 3/4   | 3/4   | 41 | 40   | 27  |
|           |              |              | 303207            | 1     | 1     | 45 | 50   | 33  |
|           | 160          | 160          | 303208            | 1 1/4 | 1 1/4 | 52 | 60   | 41  |
|           |              |              | 303209            | 1 1/2 | 1 1/2 | 59 | 67   | 48  |
|           | 100          | 100          | 303210            | 2     | 2     | 78 | 76   | 65  |

**Notes:** If you wish to order a fitting in stainless steel, please change the first two digit from **30....** to **31....** .  
Articles available on request only.

## MALE STUD BRANCH TEE ADAPTER

Thread BSP Parallel/NPT

Type: **3033..**



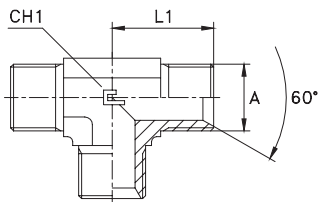
| Series BS | 30.... [bar] | 31.... [bar] | Ordering Complete | A     | B     | L1 | L2   | CH1 |
|-----------|--------------|--------------|-------------------|-------|-------|----|------|-----|
| UNIVERSAL | 350          | 350          | 303301            | 1/8   | 1/8   | 21 | 20   | 11  |
|           |              |              | 303302            | 1/4   | 1/4   | 26 | 28   | 14  |
|           | 250          | 250          | 303303            | 3/8   | 3/8   | 29 | 31   | 19  |
|           |              |              | 303304            | 1/2   | 1/2   | 34 | 37,5 | 22  |
|           | 200          | 200          | 303305            | 5/8   | 1/2   | 38 | 40   | 27  |
|           |              |              | 303306            | 3/4   | 3/4   | 41 | 40   | 27  |
|           |              |              | 303307            | 1     | 1     | 45 | 50   | 33  |
|           | 160          | 160          | 303308            | 1 1/4 | 1 1/4 | 52 | 60   | 41  |
|           |              |              | 303309            | 1 1/2 | 1 1/2 | 59 | 67   | 48  |
|           | 100          | 100          | 303310            | 2     | 2     | 78 | 76   | 65  |

**Notes:** If you wish to order a fitting in stainless steel, please change the first two digit from **30....** to **31....** .  
Articles available on request only.

## MALE EQUAL TEE ADAPTER

Thread BSP Parallel

Type: **3034..**



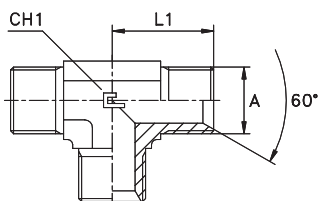
| Series BS | 30.... [bar] | 31.... [bar] | Ordering Complete | A     | L1 | CH1 |
|-----------|--------------|--------------|-------------------|-------|----|-----|
| UNIVERSAL | 400          | 400          | 303401            | 1/8   | 21 | 11  |
|           |              |              | 303402            | 1/4   | 26 | 14  |
|           |              |              | 303403            | 3/8   | 29 | 19  |
|           | 350          | 350          | 303404            | 1/2   | 34 | 22  |
|           |              |              | 303405            | 5/8   | 38 | 27  |
|           | 315          | 315          | 303406            | 3/4   | 41 | 27  |
|           | 250          | 250          | 303407            | 1     | 45 | 33  |
|           | 200          | 200          | 303408            | 1 1/4 | 52 | 41  |
|           | 160          | 160          | 303409            | 1 1/2 | 59 | 48  |
|           | 125          | 125          | 303410            | 2     | 78 | 65  |

**Notes:** If you wish to order a fitting in stainless steel, please change the first two digit from **30....** to **31....** .

## MALE EQUAL TEE ADAPTER

Thread Metric Parallel

Type: **3035..**



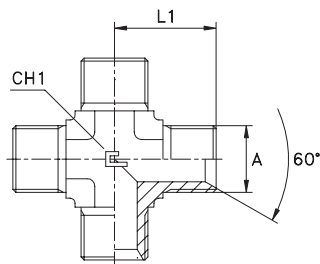
| Series BS | 30.... [bar] | 31.... [bar] | Ordering Complete | A      | L1 | CH1 |
|-----------|--------------|--------------|-------------------|--------|----|-----|
| UNIVERSAL | 400          | 400          | 303501            | 10x1   | 21 | 11  |
|           |              |              | 303502            | 12x1,5 | 21 | 11  |
|           |              |              | 303503            | 14x1,5 | 26 | 14  |
|           |              |              | 303504            | 16x1,5 | 29 | 19  |
|           |              |              | 303505            | 18x1,5 | 29 | 19  |
|           | 350          | 350          | 303506            | 20x1,5 | 34 | 22  |
|           |              |              | 303507            | 22x1,5 | 34 | 22  |
|           | 315          | 315          | 303508            | 26x1,5 | 41 | 27  |
|           | 250          | 250          | 303509            | 30x1,5 | 45 | 33  |

**Notes:** If you wish to order a fitting in stainless steel, please change the first two digit from **30....** to **31....** .  
Articles available on request only.

## MALE STUD EQUAL CROSS ADAPTER

Thread BSP Parallel

Type: **3036..**



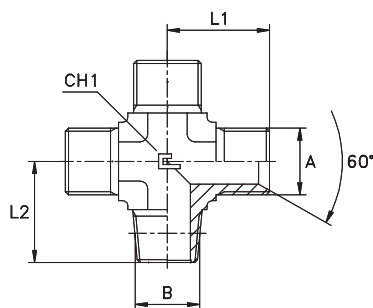
| Series BS | 30.... [bar] | 31.... [bar] | Ordering Complete | A     | L1 | CH1 |
|-----------|--------------|--------------|-------------------|-------|----|-----|
| UNIVERSAL | 400          | 400          | 303601            | 1/8   | 21 | 11  |
|           |              |              | 303602            | 1/4   | 26 | 14  |
|           |              |              | 303603            | 3/8   | 29 | 19  |
|           | 350          | 350          | 303604            | 1/2   | 34 | 22  |
|           |              |              | 303605            | 5/8   | 38 | 27  |
|           | 315          | 315          | 303606            | 3/4   | 41 | 27  |
|           | 250          | 250          | 303607            | 1     | 45 | 33  |
|           | 200          | 200          | 303608            | 1 1/4 | 52 | 41  |
|           | 160          | 160          | 303609            | 1 1/2 | 59 | 48  |
|           | 125          | 125          | 303610            | 2     | 78 | 65  |

**Notes:** If you wish to order a fitting in stainless steel, please change the first two digit from **30....** to **31....** .  
Articles available on scheduled orders only.

## MALE STUD EQUAL CROSS ADAPTER

Thread BSP Parallel/NPT

Type: **3037..**



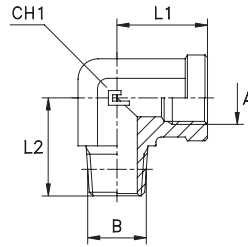
| Series BS | 30.... [bar] | 31.... [bar] | Ordering Complete | A     | B     | L1 | L2   | CH1 |
|-----------|--------------|--------------|-------------------|-------|-------|----|------|-----|
| UNIVERSAL | 350          | 350          | 303701            | 1/8   | 1/8   | 21 | 20   | 11  |
|           |              |              | 303702            | 1/4   | 1/4   | 26 | 28   | 14  |
|           | 250          | 250          | 303703            | 3/8   | 3/8   | 29 | 31   | 19  |
|           | 225          | 225          | 303704            | 1/2   | 1/2   | 34 | 37,5 | 22  |
|           | 200          | 200          | 303705            | 5/8   | 1/2   | 38 | 40   | 27  |
|           |              |              | 303706            | 3/4   | 3/4   | 41 | 40   | 27  |
|           | 160          | 160          | 303707            | 1     | 1     | 45 | 50   | 33  |
|           |              |              | 303708            | 1 1/4 | 1 1/4 | 52 | 60   | 41  |
|           |              |              | 303709            | 1 1/2 | 1 1/2 | 59 | 67   | 48  |
|           | 100          | 100          | 303710            | 2     | 2     | 78 | 76   | 65  |

**Notes:** If you wish to order a fitting in stainless steel, please change the first two digit from **30....** to **31....** .  
Articles available on request only.

## MALE / FEMALE STUD 90° ADAPTER

Thread BSP Parallel/BSP Taper

Type: **3038..**



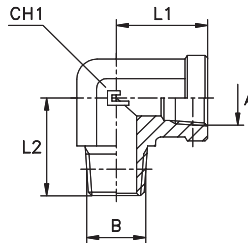
| Series BS | 30.... [bar] | 31.... [bar] | Ordering Complete | A     | B     | L1   | L2   | CH1 |
|-----------|--------------|--------------|-------------------|-------|-------|------|------|-----|
| UNIVERSAL | 350          | 350          | 303801            | 1/8   | 1/8   | 17   | 20   | 14  |
|           |              |              | 303802            | 1/4   | 1/4   | 22,5 | 28   | 19  |
|           | 250          | 250          | 303803            | 3/8   | 3/8   | 26   | 31   | 22  |
|           | 225          | 225          | 303804            | 1/2   | 1/2   | 31   | 37,5 | 27  |
|           | 200          | 200          | 303805            | 3/4   | 3/4   | 34,5 | 40   | 33  |
|           | 160          | 160          | 303806            | 1     | 1     | 41   | 50   | 41  |
|           |              |              | 303807            | 1 1/4 | 1 1/4 | 43   | 60   | 48  |
|           |              |              | 303808            | 1 1/2 | 1 1/2 | 53   | 67   | 65  |
|           | 100          | 100          | 303809            | 2     | 2     | 61   | 76   | 71  |

**Notes:** If you wish to order a fitting in stainless steel, please change the first two digit from **30....** to **31....** .  
Articles available on scheduled orders only.

## MALE / FEMALE STUD 90° ADAPTER

Thread NPT

Type: **3039..**



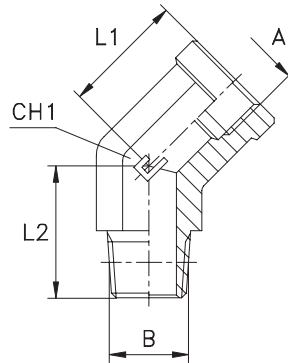
| Series BS | 30.... [bar] | 31.... [bar] | Ordering Complete | A     | B     | L1   | L2   | CH1 |
|-----------|--------------|--------------|-------------------|-------|-------|------|------|-----|
| UNIVERSAL | 350          | 350          | 303901            | 1/8   | 1/8   | 17   | 20   | 14  |
|           |              |              | 303902            | 1/4   | 1/4   | 22,5 | 28   | 19  |
|           | 250          | 250          | 303903            | 3/8   | 3/8   | 26   | 31   | 22  |
|           | 225          | 225          | 303904            | 1/2   | 1/2   | 31   | 37,5 | 27  |
|           | 200          | 200          | 303905            | 3/4   | 3/4   | 34,5 | 40   | 33  |
|           | 160          | 160          | 303906            | 1     | 1     | 41   | 50   | 41  |
|           |              |              | 303907            | 1 1/4 | 1 1/4 | 43   | 60   | 48  |
|           |              |              | 303908            | 1 1/2 | 1 1/2 | 53   | 67   | 65  |
|           | 100          | 100          | 303909            | 2     | 2     | 61   | 76   | 71  |

**Notes:** If you wish to order a fitting in stainless steel, please change the first two digit from **30....** to **31....** .  
Articles available on scheduled orders only.

## MALE / FEMALE STUD 45° ADAPTER

Thread BSP Parallel/BSP Taper

Type: **3040..**



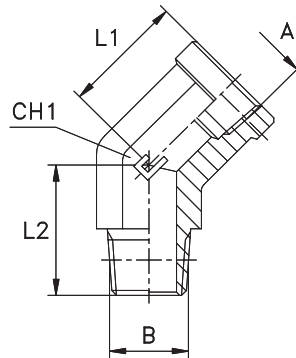
| Series BS | 30.... [bar] | 31.... [bar] | Ordering Complete | A     | B     | L1   | L2   | CH1 |
|-----------|--------------|--------------|-------------------|-------|-------|------|------|-----|
| UNIVERSAL | 350          | 350          | 304001            | 1/8   | 1/8   | 15,5 | 18   | 14  |
|           |              |              | 304002            | 1/4   | 1/4   | 21   | 26,5 | 19  |
|           | 250          | 250          | 304003            | 3/8   | 3/8   | 22   | 27   | 22  |
|           | 225          | 225          | 304004            | 1/2   | 1/2   | 26   | 34   | 27  |
|           | 200          | 200          | 304005            | 3/4   | 3/4   | 29,5 | 35   | 33  |
|           | 160          | 160          | 304006            | 1     | 1     | 33   | 44   | 41  |
|           |              |              | 304007            | 1 1/4 | 1 1/4 | 39   | 45,5 | 48  |
|           |              |              | 304008            | 1 1/2 | 1 1/2 | 43   | 53   | 65  |
|           | 100          | 100          | 304009            | 2     | 2     | 55   | 57   | 71  |

**Notes:** If you wish to order a fitting in stainless steel, please change the first two digit from **30....** to **31....** .  
Articles available on scheduled orders only.

## MALE / FEMALE STUD 45° ADAPTER

Thread NPT

Type: **3041..**

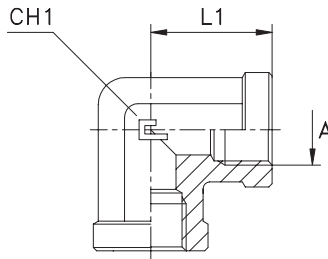


| Series BS | 30.... [bar] | 31.... [bar] | Ordering Complete | A     | B     | L1   | L2   | CH1 |
|-----------|--------------|--------------|-------------------|-------|-------|------|------|-----|
| UNIVERSAL | 350          | 350          | 304101            | 1/8   | 1/8   | 13   | 18   | 14  |
|           |              |              | 304102            | 1/4   | 1/4   | 18   | 26,5 | 19  |
|           | 250          | 250          | 304103            | 3/8   | 3/8   | 19,5 | 27   | 22  |
|           | 225          | 225          | 304104            | 1/2   | 1/2   | 24,5 | 25   | 27  |
|           | 200          | 200          | 304105            | 3/4   | 3/4   | 26   | 35   | 33  |
|           | 160          | 160          | 304106            | 1     | 1     | 31   | 44   | 41  |
|           |              |              | 304107            | 1 1/4 | 1 1/4 | 37   | 45,5 | 48  |
|           |              |              | 304108            | 1 1/2 | 1 1/2 | 43   | 53   | 65  |
|           | 100          | 100          | 304109            | 2     | 2     | 55   | 57   | 71  |

**Notes:** If you wish to order a fitting in stainless steel, please change the first two digit from **30....** to **31....** .  
Articles available on scheduled orders only.

**FEMALE 90° ADAPTER**  
Thread BSP Parallel

Type: **3042..**

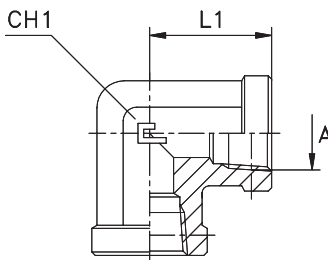


| Series BS | 30.... [bar] | 31.... [bar] | Ordering Complete | A     | L1   | CH1 |
|-----------|--------------|--------------|-------------------|-------|------|-----|
| UNIVERSAL | 350          | 350          | 304201            | 1/8   | 17   | 14  |
|           |              |              | 304202            | 1/4   | 22,5 | 19  |
|           | 250          | 250          | 304203            | 3/8   | 26   | 22  |
|           |              |              | 304204            | 1/2   | 31   | 27  |
|           |              |              | 304205            | 3/4   | 34,5 | 33  |
|           | 160          | 160          | 304206            | 1     | 41   | 41  |
|           |              |              | 304207            | 1 1/4 | 43   | 48  |
|           |              |              | 304208            | 1 1/2 | 53   | 65  |
|           | 100          | 100          | 304209            | 2     | 61   | 71  |

**Notes:** If you wish to order a fitting in stainless steel, please change the first two digit from **30....** to **31....** .

**FEMALE 90° ADAPTER**  
Thread NPT

Type: **3043**



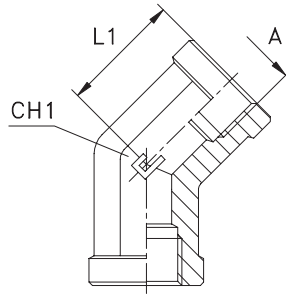
| Series BS | 30.... [bar] | 31.... [bar] | Ordering Complete | A     | L1   | CH1 |
|-----------|--------------|--------------|-------------------|-------|------|-----|
| UNIVERSAL | 350          | 350          | 304301            | 1/8   | 17   | 14  |
|           |              |              | 304302            | 1/4   | 22,5 | 19  |
|           | 250          | 250          | 304303            | 3/8   | 26   | 22  |
|           |              |              | 304304            | 1/2   | 31   | 27  |
|           |              |              | 304305            | 3/4   | 34,5 | 33  |
|           | 160          | 160          | 304306            | 1     | 41   | 41  |
|           |              |              | 304307            | 1 1/4 | 43   | 48  |
|           |              |              | 304308            | 1 1/2 | 53   | 65  |
|           | 100          | 100          | 304309            | 2     | 61   | 71  |

**Notes:** If you wish to order a fitting in stainless steel, please change the first two digit from **30....** to **31....** .  
Articles available on scheduled orders only.

## FEMALE 45° ADAPTER

Thread BSP Parallel

Type: **3044..**



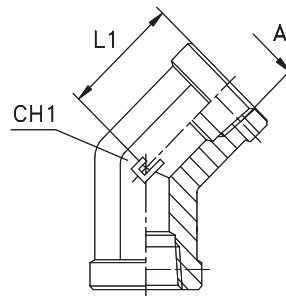
| Series BS | 30.... [bar] | 31.... [bar] | Ordering Complete | A     | L1   | CH1 |
|-----------|--------------|--------------|-------------------|-------|------|-----|
| UNIVERSAL | 350          | 350          | 304401            | 1/8   | 15,5 | 14  |
|           |              |              | 304402            | 1/4   | 21   | 19  |
|           | 250          | 250          | 304403            | 3/8   | 22   | 22  |
|           |              |              | 304404            | 1/2   | 26   | 27  |
|           | 200          | 200          | 304405            | 3/4   | 29,5 | 33  |
|           |              |              | 304406            | 1     | 33   | 41  |
|           | 160          | 160          | 304407            | 1 1/4 | 39   | 48  |
|           |              |              | 304408            | 1 1/2 | 43   | 65  |
|           | 100          | 100          | 304409            | 2     | 55   | 71  |

**Notes:** If you wish to order a fitting in stainless steel, please change the first two digit from **30....** to **31....** .  
Articles available on scheduled orders only.

## FEMALE 45° ADAPTER

Thread NPT

Type: **3045..**



| Series BS | 30.... [bar] | 31.... [bar] | Ordering Complete | A     | L1   | CH1 |
|-----------|--------------|--------------|-------------------|-------|------|-----|
| UNIVERSAL | 350          | 350          | 304501            | 1/8   | 13   | 14  |
|           |              |              | 304502            | 1/4   | 18   | 19  |
|           | 250          | 250          | 304503            | 3/8   | 19,5 | 22  |
|           |              |              | 304504            | 1/2   | 24,5 | 27  |
|           | 200          | 200          | 304505            | 3/4   | 26   | 33  |
|           |              |              | 304506            | 1     | 31   | 41  |
|           | 160          | 160          | 304507            | 1 1/4 | 37   | 48  |
|           |              |              | 304508            | 1 1/2 | 43   | 65  |
|           | 100          | 100          | 304509            | 2     | 55   | 71  |

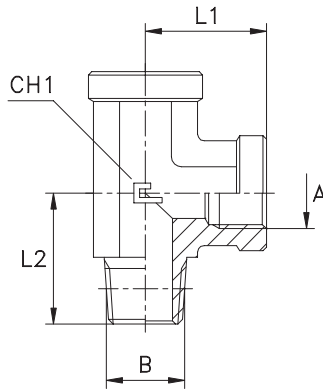
**Notes:** If you wish to order a fitting in stainless steel, please change the first two digit from **30....** to **31....** .  
Articles available on scheduled orders only.



## FEMALE STUD BARREL TEE ADAPTER

Thread BSP Parallel/BSP Taper

Type: **3046..**



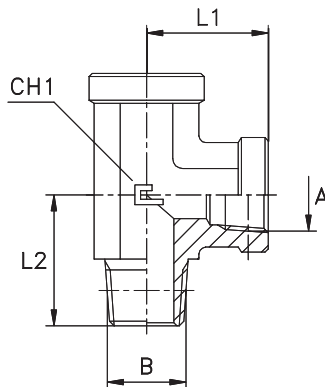
| Series BS | 30.... [bar] | 31.... [bar] | Ordering Complete | A     | B     | L1   | L2   | CH1 |
|-----------|--------------|--------------|-------------------|-------|-------|------|------|-----|
| UNIVERSAL | 350          | 350          | 304601            | 1/8   | 1/8   | 17   | 20   | 14  |
|           |              |              | 304602            | 1/4   | 1/4   | 22,5 | 28   | 19  |
|           | 250          | 250          | 304603            | 3/8   | 3/8   | 26   | 31   | 22  |
|           | 225          | 225          | 304604            | 1/2   | 1/2   | 31   | 37,5 | 27  |
|           | 200          | 200          | 304605            | 3/4   | 3/4   | 34,5 | 40   | 33  |
|           |              |              | 304606            | 1     | 1     | 41   | 50   | 41  |
|           |              |              | 304607            | 1 1/4 | 1 1/4 | 43   | 60   | 48  |
|           | 160          | 160          | 304608            | 1 1/2 | 1 1/2 | 53   | 67   | 65  |
|           |              |              | 304609            | 2     | 2     | 61   | 76   | 71  |

**Notes:** If you wish to order a fitting in stainless steel, please change the first two digit from **30....** to **31....** .  
Articles available on request only.

## FEMALE STUD BARREL TEE ADAPTER

Thread NPT

Type: **3047..**



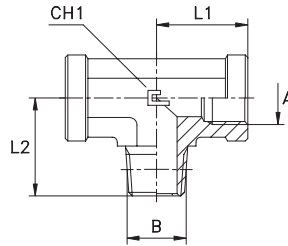
| Series BS | 30.... [bar] | 31.... [bar] | Ordering Complete | A     | B     | L1   | L2   | CH1 |
|-----------|--------------|--------------|-------------------|-------|-------|------|------|-----|
| UNIVERSAL | 350          | 350          | 304701            | 1/8   | 1/8   | 17   | 20   | 14  |
|           |              |              | 304702            | 1/4   | 1/4   | 22,5 | 28   | 19  |
|           | 250          | 250          | 304703            | 3/8   | 3/8   | 26   | 31   | 22  |
|           | 225          | 225          | 304704            | 1/2   | 1/2   | 31   | 37,5 | 27  |
|           | 200          | 200          | 304705            | 3/4   | 3/4   | 34,5 | 40   | 33  |
|           |              |              | 304706            | 1     | 1     | 41   | 50   | 41  |
|           |              |              | 304707            | 1 1/4 | 1 1/4 | 43   | 60   | 48  |
|           | 160          | 160          | 304708            | 1 1/2 | 1 1/2 | 53   | 67   | 65  |
|           |              |              | 304709            | 2     | 2     | 61   | 76   | 71  |

**Notes:** If you wish to order a fitting in stainless steel, please change the first two digit from **30....** to **31....** .  
Articles available on request only.

## FEMALE STUD BRANCH TEE ADAPTER

Thread BSP Parallel/BSP Taper

Type: **3048..**



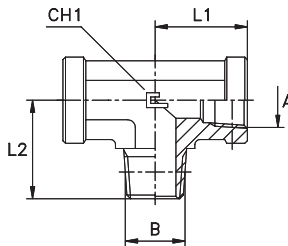
| Series BS | 30.... [bar] | 31.... [bar] | Ordering Complete | A     | B     | L1   | L2   | CH1 |
|-----------|--------------|--------------|-------------------|-------|-------|------|------|-----|
| UNIVERSAL | 350          | 350          | 304801            | 1/8   | 1/8   | 17   | 20   | 14  |
|           |              |              | 304802            | 1/4   | 1/4   | 22,5 | 28   | 19  |
|           | 250          | 250          | 304803            | 3/8   | 3/8   | 26   | 31   | 22  |
|           |              |              | 304804            | 1/2   | 1/2   | 31   | 37,5 | 27  |
|           | 200          | 200          | 304805            | 3/4   | 3/4   | 34,5 | 40   | 33  |
|           |              |              | 304806            | 1     | 1     | 41   | 50   | 41  |
|           | 160          | 160          | 304807            | 1 1/4 | 1 1/4 | 43   | 60   | 48  |
|           |              |              | 304808            | 1 1/2 | 1 1/2 | 53   | 67   | 65  |
|           |              |              | 304809            | 2     | 2     | 61   | 76   | 71  |
| 100       | 100          |              |                   |       |       |      |      |     |

**Notes:** If you wish to order a fitting in stainless steel, please change the first two digit from **30....** to **31....** .  
Articles available on request only.

## FEMALE STUD BRANCH TEE ADAPTER

Thread NPT

Type: **3049..**



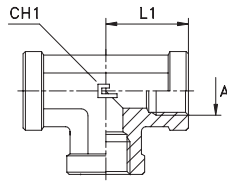
| Series BS | 30.... [bar] | 31.... [bar] | Ordering Complete | A     | B     | L1   | L2   | CH1 |
|-----------|--------------|--------------|-------------------|-------|-------|------|------|-----|
| UNIVERSAL | 350          | 350          | 304901            | 1/8   | 1/8   | 17   | 20   | 14  |
|           |              |              | 304902            | 1/4   | 1/4   | 22,5 | 28   | 19  |
|           | 250          | 250          | 304903            | 3/8   | 3/8   | 26   | 31   | 22  |
|           |              |              | 304904            | 1/2   | 1/2   | 31   | 37,5 | 27  |
|           | 200          | 200          | 304905            | 3/4   | 3/4   | 34,5 | 40   | 33  |
|           |              |              | 304906            | 1     | 1     | 41   | 50   | 41  |
|           | 160          | 160          | 304907            | 1 1/4 | 1 1/4 | 43   | 60   | 48  |
|           |              |              | 304908            | 1 1/2 | 1 1/2 | 53   | 67   | 65  |
|           |              |              | 304909            | 2     | 2     | 61   | 76   | 71  |
| 100       | 100          |              |                   |       |       |      |      |     |

**Notes:** If you wish to order a fitting in stainless steel, please change the first two digit from **30....** to **31....** .  
Articles available on request only.

## FEMALE EQUAL TEE ADAPTER

Thread BSP Parallel

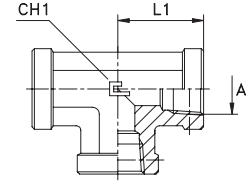
Type: **3050..**



## FEMALE EQUAL TEE ADAPTER

Thread NPT

Type: **3051..**



| Series BS | 30.... [bar] | 31.... [bar] | Ordering Complete | A     | L1   | CH1 |
|-----------|--------------|--------------|-------------------|-------|------|-----|
| UNIVERSAL | 350          | 350          | 305001            | 1/8   | 17   | 14  |
|           |              |              | 305002            | 1/4   | 22,5 | 19  |
|           | 250          | 250          | 305003            | 3/8   | 26   | 22  |
|           |              |              | 305004            | 1/2   | 31   | 27  |
|           | 200          | 200          | 305005            | 3/4   | 34,5 | 33  |
|           | 160          | 160          | 305006            | 1     | 41   | 41  |
|           |              |              | 305007            | 1 1/4 | 43   | 48  |
|           |              |              | 305008            | 1 1/2 | 53   | 65  |
|           | 100          | 100          | 305009            | 2     | 61   | 71  |

**Notes:** If you wish to order a fitting in stainless steel, please change the first two digit from **30....** to **31....** .

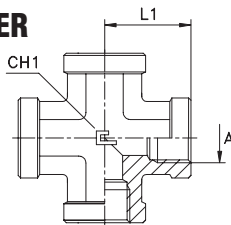
| Series BS | 30.... [bar] | 31.... [bar] | Ordering Complete | A     | L1   | CH1 |
|-----------|--------------|--------------|-------------------|-------|------|-----|
| UNIVERSAL | 350          | 350          | 305101            | 1/8   | 17   | 14  |
|           |              |              | 305102            | 1/4   | 22,5 | 19  |
|           | 250          | 250          | 305103            | 3/8   | 26   | 22  |
|           |              |              | 305104            | 1/2   | 31   | 27  |
|           | 200          | 200          | 305105            | 3/4   | 34,5 | 33  |
|           | 160          | 160          | 305106            | 1     | 41   | 41  |
|           |              |              | 305107            | 1 1/4 | 43   | 48  |
|           |              |              | 305108            | 1 1/2 | 53   | 65  |
|           | 100          | 100          | 305109            | 2     | 61   | 71  |

**Notes:** If you wish to order a fitting in stainless steel, please change the first two digit from **30....** to **31....** .  
Articles available on scheduled orders only.

## FEMALE EQUAL CROSS ADAPTER

Thread BSP Parallel

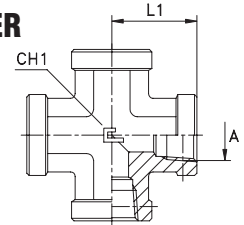
Type: **3052..**



## FEMALE EQUAL CROSS ADAPTER

Thread NPT

Type: **3053..**



| Serie BS  | 30.... [bar] | 31.... [bar] | Ordering Complete | A     | L1   | CH1 |
|-----------|--------------|--------------|-------------------|-------|------|-----|
| UNIVERSAL | 350          | 350          | 305201            | 1/8   | 17   | 14  |
|           |              |              | 305202            | 1/4   | 22,5 | 19  |
|           | 250          | 250          | 305203            | 3/8   | 26   | 22  |
|           |              |              | 305204            | 1/2   | 31   | 27  |
|           | 200          | 200          | 305205            | 3/4   | 34,5 | 33  |
|           | 160          | 160          | 305206            | 1     | 41   | 41  |
|           |              |              | 305207            | 1 1/4 | 43   | 48  |
|           |              |              | 305208            | 1 1/2 | 53   | 65  |
|           | 100          | 100          | 305209            | 2     | 61   | 71  |

**Notes:** If you wish to order a fitting in stainless steel, please change the first two digit from **30....** to **31....** .  
Articles available on scheduled orders only.

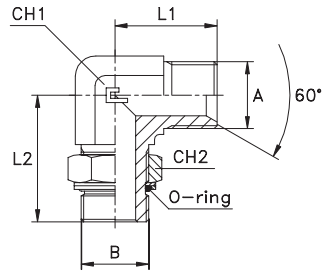
| Serie BS  | 30.... [bar] | 31.... [bar] | Ordering Complete | A     | L1   | CH1 |
|-----------|--------------|--------------|-------------------|-------|------|-----|
| UNIVERSAL | 350          | 350          | 305301            | 1/8   | 17   | 14  |
|           |              |              | 305302            | 1/4   | 22,5 | 19  |
|           | 250          | 250          | 305303            | 3/8   | 26   | 22  |
|           |              |              | 305304            | 1/2   | 31   | 27  |
|           | 200          | 200          | 305305            | 3/4   | 34,5 | 33  |
|           | 160          | 160          | 305306            | 1     | 41   | 41  |
|           |              |              | 305307            | 1 1/4 | 43   | 48  |
|           |              |              | 305308            | 1 1/2 | 53   | 65  |
|           | 100          | 100          | 305309            | 2     | 61   | 71  |

**Notes:** If you wish to order a fitting in stainless steel, please change the first two digit from **30....** to **31....** .  
Articles available on scheduled orders only.

## 90° ADJUSTABLE ADAPTER WITH O-RING AND WASHER

Thread BSP Parallel

Type: 3054..



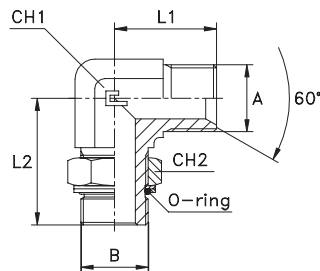
| Series BS | 30.... [bar] | 31.... [bar] | Ordering Complete | A     | B     | L1 | L2 | CH1 | CH2 |
|-----------|--------------|--------------|-------------------|-------|-------|----|----|-----|-----|
| UNIVERSAL | 350          | 350          | 305401            | 1/8   | 1/8   | 21 | 26 | 11  | 14  |
|           |              |              | 305402            | 1/4   | 1/8   | 26 | 30 | 14  | 14  |
|           | 315          | 315          | 305403            | 1/4   | 1/4   | 26 | 32 | 14  | 19  |
|           |              |              | 305404            | 3/8   | 1/4   | 29 | 37 | 19  | 19  |
|           | 250          | 250          | 305405            | 3/8   | 3/8   | 29 | 37 | 19  | 22  |
|           |              |              | 305406            | 1/2   | 3/8   | 34 | 39 | 22  | 22  |
|           |              |              | 305407            | 1/2   | 1/2   | 34 | 43 | 22  | 30  |
|           |              |              | 305408            | 3/4   | 1/2   | 41 | 47 | 27  | 30  |
|           |              |              | 305409            | 3/4   | 3/4   | 41 | 49 | 27  | 36  |
|           |              |              | 305410            | 1     | 3/4   | 45 | 50 | 33  | 36  |
|           | 200          | 200          | 305411            | 1     | 1     | 45 | 52 | 33  | 41  |
|           |              |              | 305412            | 1 1/4 | 1     | 52 | 58 | 41  | 41  |
|           |              |              | 305413            | 1 1/4 | 1 1/4 | 52 | 58 | 41  | 50  |
|           | 160          | 160          | 305414            | 1 1/2 | 1 1/4 | 59 | 59 | 48  | 50  |
|           |              |              | 305415            | 1 1/2 | 1 1/2 | 59 | 60 | 48  | 55  |
|           | 125          | 125          | 305416            | 2     | 1 1/2 | 78 | 74 | 65  | 55  |
|           |              |              | 305417            | 2     | 2     | 78 | 74 | 65  | 70  |

Notes: If you wish to order a fitting in stainless steel, please change the first two digit from 30.... to 31.....

## 90° ADJUSTABLE ADAPTER WITH O-RING AND WASHER

Thread Metric Parallel

Type: 3055..



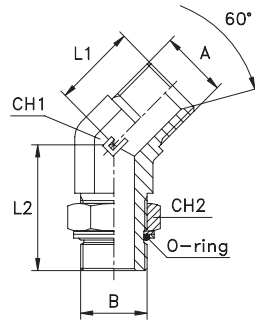
| Series BS | 30.... [bar] | 31.... [bar] | Ordering Complete | A      | B      | L1 | L2   | CH1 | CH2 |
|-----------|--------------|--------------|-------------------|--------|--------|----|------|-----|-----|
| UNIVERSAL | 350          | 350          | 305501            | 12x1,5 | 10x1   | 21 | 27   | 11  | 14  |
|           |              |              | 305502            | 12x1,5 | 12x1,5 | 24 | 31   | 14  | 17  |
|           | 315          | 315          | 305503            | 14x1,5 | 12x1,5 | 26 | 31   | 14  | 17  |
|           |              |              | 305504            | 14x1,5 | 14x1,5 | 26 | 33   | 14  | 19  |
|           |              |              | 305505            | 16x1,5 | 14x1,5 | 29 | 36   | 19  | 19  |
|           |              |              | 305506            | 16x1,5 | 16x1,5 | 29 | 38   | 19  | 22  |
|           |              |              | 305507            | 18x1,5 | 16x1,5 | 29 | 38   | 19  | 22  |
|           |              |              | 305508            | 18x1,5 | 18x1,5 | 29 | 38   | 19  | 24  |
|           |              |              | 305509            | 22x1,5 | 18x1,5 | 34 | 40   | 22  | 24  |
|           | 250          | 250          | 305510            | 22x1,5 | 22x1,5 | 34 | 42   | 22  | 27  |
|           |              |              | 305511            | 26x1,5 | 22x1,5 | 41 | 46   | 27  | 27  |
|           |              |              | 305512            | 26x1,5 | 27x2   | 41 | 50,5 | 27  | 32  |
|           | 200          | 200          | 305513            | 30x1,5 | 27x2   | 45 | 52,5 | 33  | 32  |
|           |              |              | 305514            | 30x1,5 | 33x2   | 45 | 52,5 | 33  | 41  |

Notes: If you wish to order a fitting in stainless steel, please change the first two digit from 30.... to 31.....  
Articles available on scheduled orders only.

## 45° ADJUSTABLE ADAPTER WITH O-RING AND WASHER

Thread BSP Parallel

Type: 3056..



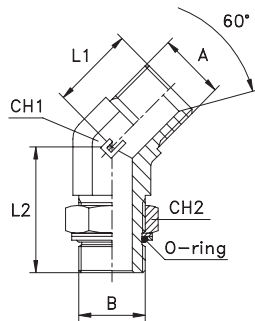
| Series BS | 30.... [bar] | 31.... [bar] | Ordering Complete | A     | B     | L1   | L2   | CH1 | CH2 |
|-----------|--------------|--------------|-------------------|-------|-------|------|------|-----|-----|
| UNIVERSAL | 350          | 350          | 305601            | 1/8   | 1/8   | 20,5 | 26   | 11  | 14  |
|           |              |              | 305602            | 1/4   | 1/8   | 21   | 27   | 14  | 14  |
|           | 315          | 315          | 305603            | 1/4   | 1/4   | 21   | 29   | 14  | 19  |
|           |              |              | 305604            | 3/8   | 1/4   | 23,5 | 32,5 | 19  | 19  |
|           | 250          | 250          | 305605            | 3/8   | 3/8   | 23,5 | 33   | 19  | 22  |
|           |              |              | 305606            | 1/2   | 3/8   | 26   | 35   | 22  | 22  |
|           |              |              | 305607            | 1/2   | 1/2   | 26   | 38,5 | 22  | 30  |
|           |              |              | 305608            | 3/4   | 1/2   | 32   | 38,5 | 27  | 30  |
|           |              |              | 305609            | 3/4   | 3/4   | 32   | 44   | 27  | 36  |
|           |              |              | 305610            | 1     | 3/4   | 37   | 44   | 33  | 36  |
|           | 200          | 200          | 305611            | 1     | 1     | 37   | 47   | 33  | 41  |
|           |              |              | 305612            | 1 1/4 | 1     | 39   | 45   | 41  | 41  |
|           |              |              | 305613            | 1 1/4 | 1 1/4 | 39   | 48   | 41  | 50  |
|           | 160          | 160          | 305614            | 1 1/2 | 1 1/4 | 46   | 48   | 48  | 50  |
|           |              |              | 305615            | 1 1/2 | 1 1/2 | 46   | 48   | 48  | 55  |
|           | 125          | 125          | 305616            | 2     | 1 1/2 | 57   | 57   | 65  | 55  |
|           |              |              | 305617            | 2     | 2     | 57   | 57   | 65  | 70  |

**Notes:** If you wish to order a fitting in stainless steel, please change the first two digit from 30.... to 31.....  
Articles available on scheduled orders only.

## 45° ADJUSTABLE ADAPTER WITH O-RING AND WASHER

Thread Metric Parallel

Type: 3057..



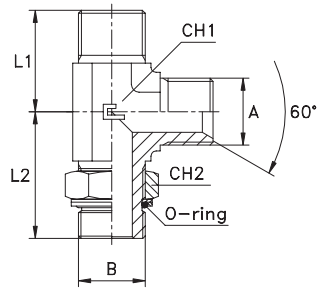
| Series BS | 30.... [bar] | 31.... [bar] | Ordering Complete | A      | B      | L1   | L2   | CH1 | CH2 |
|-----------|--------------|--------------|-------------------|--------|--------|------|------|-----|-----|
| UNIVERSAL | 350          | 350          | 305701            | 12x1,5 | 10x1   | 20,5 | 27   | 11  | 14  |
|           |              |              | 305702            | 12x1,5 | 12x1,5 | 21   | 27   | 14  | 17  |
|           | 315          | 315          | 305703            | 14x1,5 | 12x1,5 | 21   | 27   | 14  | 17  |
|           |              |              | 305704            | 14x1,5 | 14x1,5 | 21   | 33   | 14  | 19  |
|           |              |              | 305705            | 16x1,5 | 14x1,5 | 23,5 | 30   | 19  | 19  |
|           |              |              | 305706            | 16x1,5 | 16x1,5 | 23,5 | 33   | 19  | 22  |
|           |              |              | 305707            | 18x1,5 | 16x1,5 | 23,5 | 33   | 19  | 22  |
|           |              |              | 305708            | 18x1,5 | 18x1,5 | 23,5 | 33   | 19  | 24  |
|           |              |              | 305709            | 22x1,5 | 18x1,5 | 26   | 36   | 22  | 24  |
|           | 250          | 250          | 305710            | 22x1,5 | 22x1,5 | 26   | 38   | 22  | 27  |
|           |              |              | 305711            | 26x1,5 | 22x1,5 | 32   | 37,5 | 27  | 27  |
|           |              |              | 305712            | 26x1,5 | 27x2   | 32   | 46   | 27  | 32  |
|           | 200          | 200          | 305713            | 30x1,5 | 27x2   | 37   | 46   | 33  | 32  |
|           |              |              | 305714            | 30x1,5 | 33x2   | 37   | 46   | 33  | 41  |

**Notes:** If you wish to order a fitting in stainless steel, please change the first two digit from 30.... to 31.....  
Articles available on scheduled orders only.

## ADJUSTABLE MALE STUD BARREL TEE WITH O-RING AND WASHER

Thread BSP Parallel

Type: **3058..**



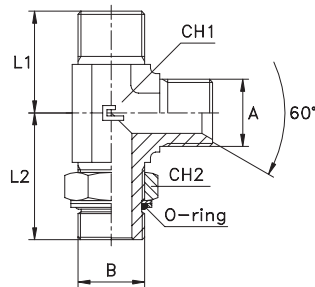
| Series BS | 30.... [bar] | 31.... [bar] | Ordering Complete | A     | B     | L1 | L2 | CH1 | CH2 |
|-----------|--------------|--------------|-------------------|-------|-------|----|----|-----|-----|
| UNIVERSAL | 350          | 350          | 305801            | 1/8   | 1/8   | 21 | 26 | 11  | 14  |
|           |              |              | 305802            | 1/4   | 1/8   | 26 | 30 | 14  | 14  |
|           | 315          | 315          | 305803            | 1/4   | 1/4   | 26 | 32 | 14  | 19  |
|           |              |              | 305804            | 3/8   | 1/4   | 29 | 37 | 19  | 19  |
|           | 250          | 250          | 305805            | 3/8   | 3/8   | 29 | 37 | 19  | 22  |
|           |              |              | 305806            | 1/2   | 3/8   | 34 | 39 | 22  | 22  |
|           |              |              | 305807            | 1/2   | 1/2   | 34 | 43 | 22  | 30  |
|           |              |              | 305808            | 3/4   | 1/2   | 41 | 47 | 27  | 30  |
|           |              |              | 305809            | 3/4   | 3/4   | 41 | 49 | 27  | 36  |
|           |              |              | 305810            | 1     | 3/4   | 45 | 50 | 33  | 36  |
|           | 200          | 200          | 305811            | 1     | 1     | 45 | 52 | 33  | 41  |
|           |              |              | 305812            | 1 1/4 | 1     | 52 | 58 | 41  | 41  |
|           |              |              | 305813            | 1 1/4 | 1 1/4 | 52 | 58 | 41  | 50  |
|           | 160          | 160          | 305814            | 1 1/2 | 1 1/4 | 59 | 59 | 48  | 50  |
|           |              |              | 305815            | 1 1/2 | 1 1/2 | 59 | 60 | 48  | 55  |
|           | 125          | 125          | 305816            | 2     | 1 1/2 | 78 | 74 | 65  | 55  |
|           |              |              | 305817            | 2     | 2     | 78 | 74 | 65  | 70  |

Notes: If you wish to order a fitting in stainless steel, please change the first two digit from **30....** to **31....** .

## ADJUSTABLE MALE STUD BARREL TEE WITH O-RING AND WASHER

Thread Metric Parallel

Type: **3059..**



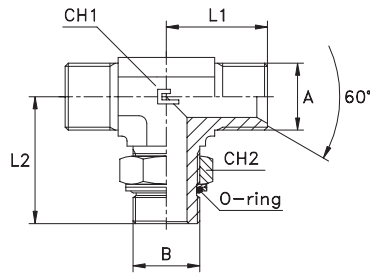
| Series BS | 30.... [bar] | 31.... [bar] | Ordering Complete | A      | B      | L1 | L2   | CH1 | CH2 |
|-----------|--------------|--------------|-------------------|--------|--------|----|------|-----|-----|
| UNIVERSAL | 350          | 350          | 305901            | 12x1,5 | 10x1   | 21 | 27   | 11  | 14  |
|           |              |              | 305902            | 12x1,5 | 12x1,5 | 24 | 31   | 14  | 17  |
|           | 315          | 315          | 305903            | 14x1,5 | 12x1,5 | 26 | 31   | 14  | 17  |
|           |              |              | 305904            | 14x1,5 | 14x1,5 | 26 | 33   | 14  | 19  |
|           |              |              | 305905            | 16x1,5 | 14x1,5 | 29 | 36   | 19  | 19  |
|           |              |              | 305906            | 16x1,5 | 16x1,5 | 29 | 38   | 19  | 22  |
|           |              |              | 305907            | 18x1,5 | 16x1,5 | 29 | 38   | 19  | 22  |
|           |              |              | 305908            | 18x1,5 | 18x1,5 | 29 | 38   | 19  | 24  |
|           |              |              | 305909            | 22x1,5 | 18x1,5 | 34 | 40   | 22  | 24  |
|           | 250          | 250          | 305910            | 22x1,5 | 22x1,5 | 34 | 42   | 22  | 27  |
|           |              |              | 305911            | 26x1,5 | 22x1,5 | 41 | 46   | 27  | 27  |
|           |              |              | 305912            | 26x1,5 | 27x2   | 41 | 50,5 | 27  | 32  |
|           | 200          | 200          | 305913            | 30x1,5 | 27x2   | 45 | 52,5 | 33  | 32  |
|           |              |              | 305914            | 30x1,5 | 33x2   | 45 | 52,5 | 33  | 41  |

Notes: If you wish to order a fitting in stainless steel, please change the first two digit from **30....** to **31....** .  
Articles available on scheduled orders only.

## ADJUSTABLE MALE STUD BRANCH TEE WITH O-RING AND WASHER

Thread BSP Parallel

Type: **3060..**



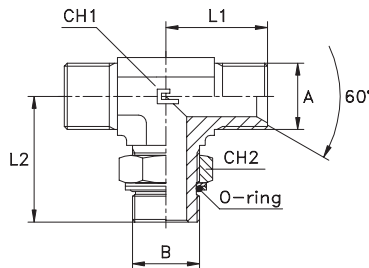
| Series BS | 30.... [bar] | 31.... [bar] | Ordering Complete | A     | B     | L1 | L2 | CH1 | CH2 |
|-----------|--------------|--------------|-------------------|-------|-------|----|----|-----|-----|
| UNIVERSAL | 350          | 350          | 306001            | 1/8   | 1/8   | 21 | 26 | 11  | 14  |
|           |              |              | 306002            | 1/4   | 1/8   | 26 | 30 | 14  | 14  |
|           | 315          | 315          | 306003            | 1/4   | 1/4   | 26 | 32 | 14  | 19  |
|           |              |              | 306004            | 3/8   | 1/4   | 29 | 37 | 19  | 19  |
|           | 250          | 250          | 306005            | 3/8   | 3/8   | 29 | 37 | 19  | 22  |
|           |              |              | 306006            | 1/2   | 3/8   | 34 | 39 | 22  | 22  |
|           |              |              | 306007            | 1/2   | 1/2   | 34 | 43 | 22  | 30  |
|           |              |              | 306008            | 3/4   | 1/2   | 41 | 47 | 27  | 30  |
|           |              |              | 306009            | 3/4   | 3/4   | 41 | 49 | 27  | 36  |
|           |              |              | 306010            | 1     | 3/4   | 45 | 50 | 33  | 36  |
|           | 200          | 200          | 306011            | 1     | 1     | 45 | 52 | 33  | 41  |
|           |              |              | 306012            | 1 1/4 | 1     | 52 | 58 | 41  | 41  |
|           |              |              | 306013            | 1 1/4 | 1 1/4 | 52 | 58 | 41  | 50  |
|           | 160          | 160          | 306014            | 1 1/2 | 1 1/4 | 59 | 59 | 48  | 50  |
|           |              |              | 306015            | 1 1/2 | 1 1/2 | 59 | 60 | 48  | 55  |
|           | 125          | 125          | 306016            | 2     | 1 1/2 | 78 | 74 | 65  | 55  |
|           |              |              | 306017            | 2     | 2     | 78 | 74 | 65  | 70  |

**Notes:** If you wish to order a fitting in stainless steel, please change the first two digit from **30....** to **31....** .

## ADJUSTABLE MALE STUD BRANCH TEE WITH O-RING AND WASHER

Thread Metric Parallel

Type: **3061..**



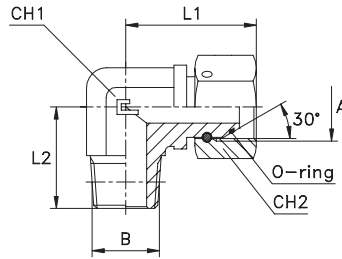
| Series BS | 30.... [bar] | 31.... [bar] | Ordering Complete | A      | B      | L1 | L2   | CH1 | CH2 |
|-----------|--------------|--------------|-------------------|--------|--------|----|------|-----|-----|
| UNIVERSAL | 350          | 350          | 306101            | 12x1,5 | 10x1   | 21 | 27   | 11  | 14  |
|           |              |              | 306102            | 12x1,5 | 12x1,5 | 24 | 31   | 14  | 17  |
|           | 315          | 315          | 306103            | 14x1,5 | 12x1,5 | 26 | 31   | 14  | 17  |
|           |              |              | 306104            | 14x1,5 | 14x1,5 | 26 | 33   | 14  | 19  |
|           |              |              | 306105            | 16x1,5 | 14x1,5 | 29 | 34   | 19  | 19  |
|           |              |              | 306106            | 16x1,5 | 16x1,5 | 29 | 38   | 19  | 22  |
|           |              |              | 306107            | 18x1,5 | 16x1,5 | 29 | 38   | 19  | 22  |
|           |              |              | 306108            | 18x1,5 | 18x1,5 | 29 | 38   | 19  | 24  |
|           |              |              | 306109            | 22x1,5 | 18x1,5 | 34 | 40   | 22  | 24  |
|           |              |              | 306110            | 22x1,5 | 22x1,5 | 34 | 42   | 22  | 27  |
|           | 250          | 250          | 306111            | 26x1,5 | 22x1,5 | 41 | 44   | 27  | 27  |
|           |              |              | 306112            | 26x1,5 | 27x2   | 41 | 50,5 | 27  | 32  |
|           |              |              | 306113            | 30x1,5 | 27x2   | 45 | 50,5 | 33  | 32  |
|           | 200          | 200          | 306114            | 30x1,5 | 33x2   | 45 | 52,5 | 33  | 41  |

**Notes:** If you wish to order a fitting in stainless steel, please change the first two digit from **30....** to **31....** .  
Articles available on scheduled orders only.

## 90° ADAPTER WITH SWIVEL NUT

Thread BSP Parallel/BSP Taper

Type: **3062..**



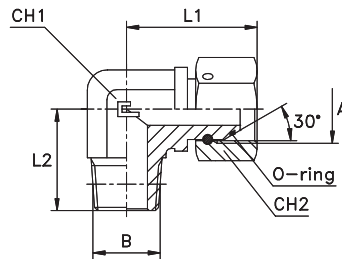
| Series BS | 30.... [bar] | 31.... [bar] | Ordering Complete | A     | B     | L1   | L2   | CH1 | CH2 |
|-----------|--------------|--------------|-------------------|-------|-------|------|------|-----|-----|
| UNIVERSAL | 350          | 350          | 306201            | 1/8   | 1/8   | 25   | 20   | 11  | 14  |
|           |              |              | 306202            | 1/4   | 1/4   | 33   | 28   | 14  | 19  |
|           | 250          | 250          | 306203            | 3/8   | 3/8   | 37   | 31   | 19  | 22  |
|           | 225          | 225          | 306204            | 1/2   | 1/2   | 43   | 37,5 | 22  | 27  |
|           | 200          | 200          | 306205            | 5/8   | 1/2   | 49   | 37,5 | 27  | 30  |
|           |              |              | 306206            | 3/4   | 3/4   | 53,5 | 40   | 27  | 32  |
|           | 160          | 160          | 306207            | 1     | 1     | 60,5 | 50   | 33  | 41  |
|           |              |              | 306208            | 1 1/4 | 1 1/4 | 64   | 60   | 41  | 50  |
|           |              |              | 306209            | 1 1/2 | 1 1/2 | 72,5 | 67   | 48  | 55  |
|           | 100          | 100          | 306210            | 2     | 2     | 91   | 76   | 65  | 70  |

**Notes:** If you wish to order a fitting in stainless steel, please change the first two digit from **30....** to **31....** .

## 90° ADAPTER WITH SWIVEL NUT

Thread BSP Parallel/NPT

Type: **3063..**



| Series BS | 30.... [bar] | 31.... [bar] | Ordering Complete | A     | B     | L1   | L2   | CH1 | CH2 |
|-----------|--------------|--------------|-------------------|-------|-------|------|------|-----|-----|
| UNIVERSAL | 350          | 350          | 306301            | 1/8   | 1/8   | 25   | 20   | 11  | 14  |
|           |              |              | 306302            | 1/4   | 1/4   | 33   | 28   | 14  | 19  |
|           | 250          | 250          | 306303            | 3/8   | 3/8   | 37   | 31   | 19  | 22  |
|           | 225          | 225          | 306304            | 1/2   | 1/2   | 43   | 37,5 | 22  | 27  |
|           | 200          | 200          | 306305            | 5/8   | 1/2   | 49   | 37,5 | 27  | 30  |
|           |              |              | 306306            | 3/4   | 3/4   | 53,5 | 40   | 27  | 32  |
|           | 160          | 160          | 306307            | 1     | 1     | 60,5 | 50   | 33  | 41  |
|           |              |              | 306308            | 1 1/4 | 1 1/4 | 64   | 60   | 41  | 50  |
|           |              |              | 306309            | 1 1/2 | 1 1/2 | 72,5 | 67   | 48  | 55  |
|           | 100          | 100          | 306310            | 2     | 2     | 91   | 76   | 65  | 70  |

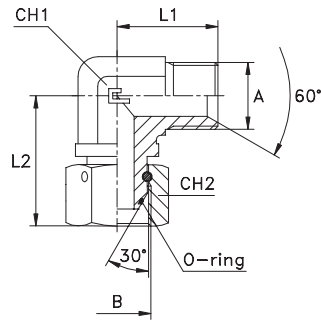
**Notes:** If you wish to order a fitting in stainless steel, please change the first two digit from **30....** to **31....** .  
Articles available on request only.



## 90° ADAPTER WITH SWIVEL NUT

Thread BSP Parallel

Type: **3064..**



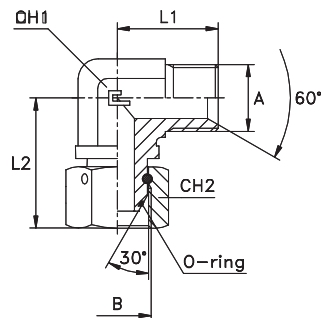
| Series BS | 30.... [bar] | 31.... [bar] | Ordering Complete | A     | B     | L1 | L2   | CH1 | CH2 |
|-----------|--------------|--------------|-------------------|-------|-------|----|------|-----|-----|
| UNIVERSAL | 400          | 400          | 306401            | 1/8   | 1/8   | 21 | 25   | 11  | 14  |
|           |              |              | 306402            | 1/4   | 1/4   | 26 | 33   | 14  | 19  |
|           |              |              | 306403            | 3/8   | 3/8   | 29 | 37   | 19  | 22  |
|           | 350          | 350          | 306404            | 1/2   | 1/2   | 34 | 43   | 22  | 27  |
|           |              |              | 306405            | 5/8   | 5/8   | 38 | 49   | 27  | 30  |
|           | 315          | 315          | 306406            | 3/4   | 3/4   | 41 | 53,5 | 27  | 32  |
|           | 250          | 250          | 306407            | 1     | 1     | 45 | 60,5 | 33  | 41  |
|           | 200          | 200          | 306408            | 1 1/4 | 1 1/4 | 57 | 64   | 41  | 50  |
|           | 160          | 160          | 306409            | 1 1/2 | 1 1/2 | 59 | 75,5 | 48  | 55  |
|           | 125          | 125          | 306410            | 2     | 2     | 78 | 91   | 65  | 70  |

**Notes:** If you wish to order a fitting in stainless steel, please change the first two digit from **30....** to **31....** .

## 90° ADAPTER WITH SWIVEL NUT THREAD

Thread Metric Parallel

Type: **3065..**



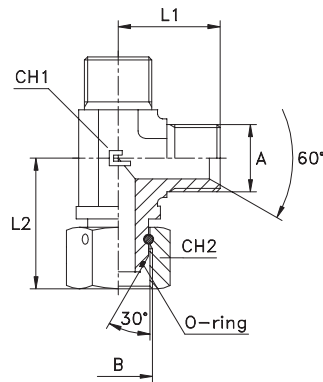
| Series BS | 30.... [bar] | 31.... [bar] | Ordering Complete | A      | B      | L1 | L2 | CH1 | CH2 |
|-----------|--------------|--------------|-------------------|--------|--------|----|----|-----|-----|
| UNIVERSAL | 400          | 400          | 306501            | 12x1,5 | 12x1,5 | 21 | 26 | 11  | 14  |
|           |              |              | 306502            | 14x1,5 | 14x1,5 | 26 | 33 | 14  | 19  |
|           |              |              | 306503            | 16x1,5 | 16x1,5 | 29 | 37 | 19  | 22  |
|           |              |              | 306504            | 18x1,5 | 18x1,5 | 29 | 38 | 19  | 24  |
|           | 350          | 350          | 306505            | 20x1,5 | 20x1,5 | 34 | 44 | 22  | 27  |
|           |              |              | 306506            | 22x1,5 | 22x1,5 | 34 | 44 | 22  | 27  |
|           | 315          | 315          | 306507            | 26x1,5 | 26x1,5 | 41 | 53 | 27  | 32  |
|           | 250          | 250          | 306508            | 30x1,5 | 30x1,5 | 45 | 58 | 33  | 36  |

**Notes:** If you wish to order a fitting in stainless steel, please change the first two digit from **30....** to **31....** .  
Articles available on request only.

## BARREL TEE ADAPTER WITH SWIVEL NUT

Thread BSP Parallel

Type: **3066..**



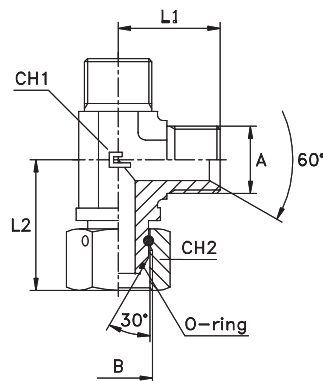
| Series BS | 30.... [bar] | 31.... [bar] | Ordering Complete | A     | B     | L1 | L2   | CH1 | CH2 |
|-----------|--------------|--------------|-------------------|-------|-------|----|------|-----|-----|
| UNIVERSAL | 400          | 400          | <b>306601</b>     | 1/8   | 1/8   | 21 | 25   | 11  | 14  |
|           |              |              | <b>306602</b>     | 1/4   | 1/4   | 26 | 33   | 14  | 19  |
|           |              |              | <b>306603</b>     | 3/8   | 3/8   | 29 | 37   | 19  | 22  |
|           | 350          | 350          | <b>306604</b>     | 1/2   | 1/2   | 34 | 43   | 22  | 27  |
|           |              |              | <b>306605</b>     | 5/8   | 5/8   | 38 | 49   | 27  | 30  |
|           | 315          | 315          | <b>306606</b>     | 3/4   | 3/4   | 41 | 53,5 | 27  | 32  |
|           | 250          | 250          | <b>306607</b>     | 1     | 1     | 45 | 60,5 | 33  | 41  |
|           | 200          | 200          | <b>306608</b>     | 1 1/4 | 1 1/4 | 57 | 64   | 41  | 50  |
|           | 160          | 160          | <b>306609</b>     | 1 1/2 | 1 1/2 | 59 | 72,5 | 48  | 55  |
|           | 125          | 125          | <b>306610</b>     | 2     | 2     | 78 | 91   | 65  | 70  |

**Notes:** If you wish to order a fitting in stainless steel, please change the first two digit from **30....** to **31....** .

## BARREL TEE ADAPTER WITH SWIVEL NUT

Thread Metric Parallel

Type: **3067..**



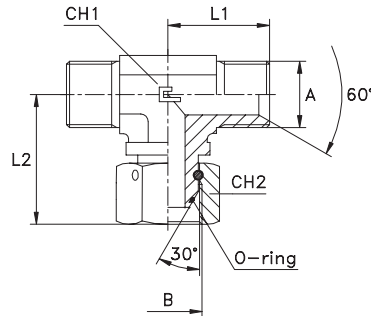
| Series BS | 30.... [bar] | 31.... [bar] | Ordering Complete | A      | B      | L1 | L2 | CH1 | CH2 |
|-----------|--------------|--------------|-------------------|--------|--------|----|----|-----|-----|
| UNIVERSAL | 400          | 400          | <b>306701</b>     | 12x1,5 | 12x1,5 | 21 | 26 | 11  | 14  |
|           |              |              | <b>306702</b>     | 14x1,5 | 14x1,5 | 26 | 33 | 14  | 19  |
|           |              |              | <b>306703</b>     | 16x1,5 | 16x1,5 | 29 | 37 | 19  | 22  |
|           |              |              | <b>306704</b>     | 18x1,5 | 18x1,5 | 29 | 38 | 19  | 24  |
|           | 350          | 350          | <b>306705</b>     | 20x1,5 | 20x1,5 | 34 | 44 | 22  | 27  |
|           |              |              | <b>306706</b>     | 22x1,5 | 22x1,5 | 34 | 44 | 22  | 27  |
|           | 315          | 315          | <b>306707</b>     | 26x1,5 | 26x1,5 | 41 | 53 | 27  | 32  |
|           | 250          | 250          | <b>306708</b>     | 30x1,5 | 30x1,5 | 45 | 58 | 33  | 36  |

**Notes:** If you wish to order a fitting in stainless steel, please change the first two digit from **30....** to **31....** .  
Articles available on request only.

## BRANCH TEE ADAPTER WITH SWIVEL NUT

Thread BSP Parallel

Type: **3068..**



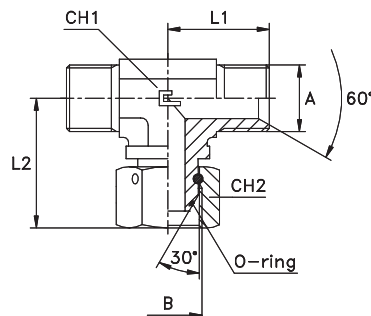
| Series BS | 30.... [bar] | 31.... [bar] | Ordering Complete | A     | B     | L1 | L2   | CH1 | CH2 |
|-----------|--------------|--------------|-------------------|-------|-------|----|------|-----|-----|
| UNIVERSAL | 400          | 400          | 306801            | 1/8   | 1/8   | 21 | 25   | 11  | 14  |
|           |              |              | 306802            | 1/4   | 1/4   | 26 | 33   | 14  | 19  |
|           |              |              | 306803            | 3/8   | 3/8   | 29 | 37   | 19  | 22  |
|           | 350          | 350          | 306804            | 1/2   | 1/2   | 34 | 43   | 22  | 27  |
|           |              |              | 306805            | 5/8   | 5/8   | 38 | 49   | 27  | 30  |
|           | 315          | 315          | 306806            | 3/4   | 3/4   | 41 | 53,5 | 27  | 32  |
|           | 250          | 250          | 306807            | 1     | 1     | 45 | 60,5 | 33  | 41  |
|           | 200          | 200          | 306808            | 1 1/4 | 1 1/4 | 57 | 64   | 41  | 50  |
|           | 160          | 160          | 306809            | 1 1/2 | 1 1/2 | 59 | 72,5 | 48  | 55  |
|           | 125          | 125          | 306810            | 2     | 2     | 78 | 91   | 65  | 70  |

**Notes:** If you wish to order a fitting in stainless steel, please change the first two digit from **30....** to **31....** .

## BRANCH TEE ADAPTER WITH SWIVEL NUT

Thread Metric Parallel

Type: **3069..**



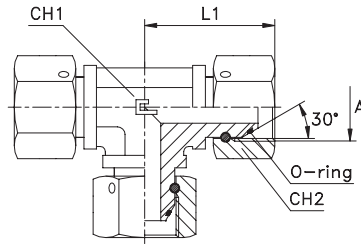
| Series BS | 30.... [bar] | 31.... [bar] | Ordering Complete | A      | B      | L1 | L2 | CH1 | CH2 |
|-----------|--------------|--------------|-------------------|--------|--------|----|----|-----|-----|
| UNIVERSAL | 400          | 400          | 306901            | 12x1,5 | 12x1,5 | 21 | 26 | 11  | 14  |
|           |              |              | 306902            | 14x1,5 | 14x1,5 | 26 | 33 | 14  | 19  |
|           |              |              | 306903            | 16x1,5 | 16x1,5 | 29 | 37 | 19  | 22  |
|           |              |              | 306904            | 18x1,5 | 18x1,5 | 29 | 38 | 19  | 24  |
|           | 350          | 350          | 306905            | 20x1,5 | 20x1,5 | 34 | 44 | 22  | 27  |
|           |              |              | 306906            | 22x1,5 | 22x1,5 | 34 | 44 | 22  | 27  |
|           | 315          | 315          | 306907            | 26x1,5 | 26x1,5 | 41 | 53 | 27  | 32  |
|           | 250          | 250          | 306908            | 30x1,5 | 30x1,5 | 45 | 58 | 33  | 36  |

**Notes:** If you wish to order a fitting in stainless steel, please change the first two digit from **30....** to **31....** .  
Articles available on request only.

## EQUAL TEE ADAPTER WITH SWIVEL NUT

Thread BSP Parallel

Type: **3070..**



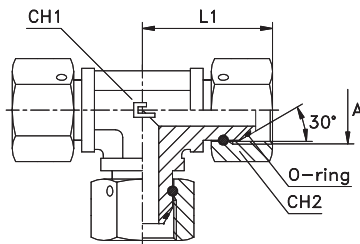
| Series BS | 30.... [bar] | 31.... [bar] | Ordering Complete | A     | L1   | CH1 | CH2 |
|-----------|--------------|--------------|-------------------|-------|------|-----|-----|
| UNIVERSAL | 400          | 400          | 307001            | 1/8   | 25   | 11  | 14  |
|           |              |              | 307002            | 1/4   | 33   | 14  | 19  |
|           |              |              | 307003            | 3/8   | 37   | 19  | 22  |
|           | 350          | 350          | 307004            | 1/2   | 43   | 22  | 27  |
|           |              |              | 307005            | 5/8   | 49   | 27  | 30  |
|           | 315          | 315          | 307006            | 3/4   | 53,5 | 27  | 32  |
|           | 250          | 250          | 307007            | 1     | 60,5 | 33  | 41  |
|           | 200          | 200          | 307008            | 1 1/4 | 64   | 41  | 50  |
|           | 160          | 160          | 307009            | 1 1/2 | 75,5 | 48  | 55  |
|           | 125          | 125          | 307010            | 2     | 91   | 65  | 70  |

**Notes:** If you wish to order a fitting in stainless steel, please change the first two digit from **30....** to **31....** .

## EQUAL TEE ADAPTER WITH SWIVEL NUT

Thread Metric Parallel

Type: **3071..**



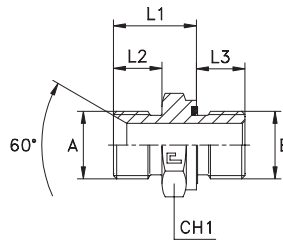
| Series BS | 30.... [bar] | 31.... [bar] | Ordering Complete | A      | L1 | CH1 | CH2 |
|-----------|--------------|--------------|-------------------|--------|----|-----|-----|
| UNIVERSAL | 400          | 400          | 307101            | 12x1,5 | 26 | 11  | 14  |
|           |              |              | 307102            | 14x1,5 | 33 | 14  | 19  |
|           |              |              | 307103            | 16x1,5 | 37 | 19  | 22  |
|           |              |              | 307104            | 18x1,5 | 38 | 19  | 24  |
|           | 350          | 350          | 307105            | 20x1,5 | 44 | 22  | 27  |
|           |              |              | 307106            | 22x1,5 | 44 | 22  | 27  |
|           | 315          | 315          | 307107            | 26x1,5 | 53 | 27  | 32  |
|           | 250          | 250          | 307108            | 30x1,5 | 58 | 33  | 36  |

**Notes:** If you wish to order a fitting in stainless steel, please change the first two digit from **30....** to **31....** .  
Articles available on request only.

## MALE STUD ADAPTER WITH ELASTOMER SEAL

Thread BSP Parallel

Type: **3072..**



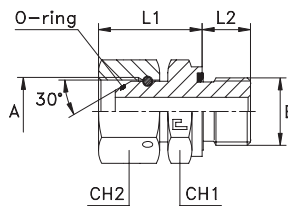
| Series BS | 30.... [bar] | 31.... [bar] | Ordering Complete | A     | B     | L1   | L2 | L3 | CH1 |
|-----------|--------------|--------------|-------------------|-------|-------|------|----|----|-----|
| UNIVERSAL | 350          | 350          | 307201            | 1/8   | 1/8   | 14,5 | 8  | 8  | 14  |
|           |              |              | 307202            | 1/4   | 1/4   | 19   | 11 | 12 | 19  |
|           | 225          | 225          | 307203            | 3/8   | 3/8   | 20,5 | 12 | 12 | 22  |
|           |              |              | 307204            | 1/2   | 1/2   | 24   | 14 | 14 | 27  |
|           | 200          | 200          | 307205            | 5/8   | 1/2   | 26   | 16 | 14 | 27  |
|           |              |              | 307206            | 3/4   | 3/4   | 28   | 16 | 16 | 32  |
|           | 160          | 160          | 307207            | 1     | 1     | 32   | 19 | 18 | 41  |
|           |              |              | 307208            | 1 1/4 | 1 1/4 | 37   | 20 | 20 | 50  |
|           |              |              | 307209            | 1 1/2 | 1 1/2 | 40   | 23 | 22 | 55  |
|           | 100          | 100          | 307210            | 2     | 2     | 45,5 | 25 | 24 | 70  |

**Notes:** If you wish to order a fitting in stainless steel, please change the first two digit from **30....** to **31....** .  
Articles available on request only.

## MALE STUD ADAPTER WITH SWIVEL NUT AND ELASTOMER SEAL

Thread BSP Parallel

Type: **3073..**



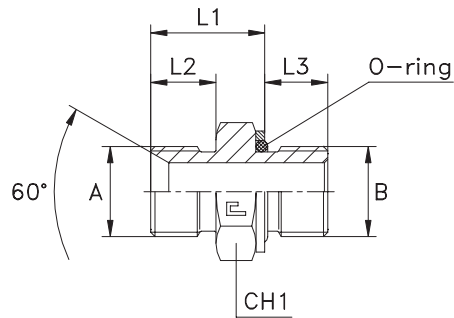
| Series BS | 30.... [bar] | 31.... [bar] | Ordering Complete | A     | B     | L1   | L2 | CH1 | CH2 |
|-----------|--------------|--------------|-------------------|-------|-------|------|----|-----|-----|
| UNIVERSAL | 350          | 350          | 307301            | 1/8   | 1/8   | 20   | 8  | 14  | 14  |
|           |              |              | 307302            | 1/4   | 1/4   | 25   | 12 | 19  | 19  |
|           | 225          | 225          | 307303            | 3/8   | 3/8   | 27   | 12 | 22  | 22  |
|           |              |              | 307304            | 1/2   | 1/2   | 31   | 14 | 27  | 27  |
|           | 200          | 200          | 307305            | 5/8   | 1/2   | 35   | 14 | 27  | 30  |
|           |              |              | 307306            | 3/4   | 3/4   | 37   | 16 | 32  | 32  |
|           | 160          | 160          | 307307            | 1     | 1     | 44,5 | 18 | 41  | 41  |
|           |              |              | 307308            | 1 1/4 | 1 1/4 | 47   | 20 | 50  | 50  |
|           |              |              | 307309            | 1 1/2 | 1 1/2 | 54,5 | 22 | 55  | 55  |
|           | 100          | 100          | 307310            | 2     | 2     | 62   | 24 | 70  | 70  |

**Notes:** If you wish to order a fitting in stainless steel, please change the first two digit from **30....** to **31....** .  
Articles available on request only.

## MALE STUD ADAPTER WITH O-RING AND WASHER

Thread BSP Parallel

Type: 3074..



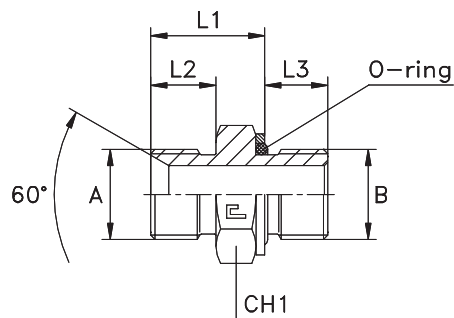
| Series BS | 30.... [bar] | 31.... [bar] | Ordering Complete | A     | B     | L1   | L2 | L3   | CH1 |
|-----------|--------------|--------------|-------------------|-------|-------|------|----|------|-----|
| UNIVERSAL | 350          | 350          | 307401            | 1/8   | 1/8   | 14,3 | 8  | 6,7  | 14  |
|           |              |              | 307402            | 1/4   | 1/4   | 19,3 | 11 | 10,2 | 19  |
|           | 250          | 250          | 307403            | 3/8   | 3/8   | 20,3 | 12 | 10,2 | 22  |
|           |              |              | 307404            | 1/2   | 1/2   | 24,3 | 14 | 12,2 | 27  |
|           | 200          | 200          | 307405            | 5/8   | 1/2   | 26,3 | 16 | 12,2 | 27  |
|           |              |              | 307406            | 3/4   | 3/4   | 27,8 | 16 | 12,7 | 36  |
|           | 160          | 160          | 307407            | 1     | 1     | 32,1 | 19 | 15,4 | 41  |
|           |              |              | 307408            | 1 1/4 | 1 1/4 | 37   | 20 | 16   | 50  |
|           |              |              | 307409            | 1 1/2 | 1 1/2 | 40   | 23 | 16   | 55  |
|           | 100          | 100          | 307410            | 2     | 2     | 44,6 | 25 | 21,4 | 70  |

**Notes:** If you wish to order a fitting in stainless steel, please change the first two digit from 30.... to 31.... .  
Articles available on request only.

## MALE STUD ADAPTER WITH O-RING AND WASHER

Thread Metric Parallel

Type: 3075..



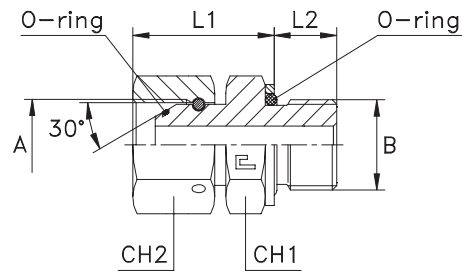
| Series BS | 30.... [bar] | 31.... [bar] | Ordering Complete | A      | B      | L1   | L2 | L3   | CH1 |
|-----------|--------------|--------------|-------------------|--------|--------|------|----|------|-----|
| UNIVERSAL | 350          | 350          | 307501            | 12x1,5 | 12x1,5 | 20,4 | 12 | 9,6  | 17  |
|           |              |              | 307502            | 14x1,5 | 14x1,5 | 20,4 | 12 | 9,6  | 19  |
|           | 250          | 250          | 307503            | 16x1,5 | 16x1,5 | 20,9 | 12 | 11,1 | 22  |
|           |              |              | 307504            | 18x1,5 | 18x1,5 | 22,9 | 12 | 12,6 | 24  |
|           | 200          | 200          | 307505            | 20x1,5 | 22x1,5 | 25,4 | 14 | 13,6 | 27  |
|           |              |              | 307506            | 22x1,5 | 22x1,5 | 25,4 | 14 | 13,6 | 27  |
|           | 180          | 180          | 307507            | 26x1,5 | 27x2   | 28,5 | 16 | 16,5 | 32  |
|           |              |              | 307508            | 30x1,5 | 33x2   | 29,5 | 16 | 16,5 | 41  |

**Notes:** If you wish to order a fitting in stainless steel, please change the first two digit from 30.... to 31.... .  
Articles available on request only.

## MALE STUD ADAPTER WITH SWIVEL NUT O-RING AND WASHER

Thread BSP Parallel

Type: 3076..



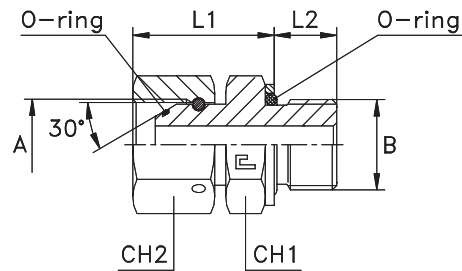
| Series BS | 30.... [bar] | 31.... [bar] | Ordering Complete | A     | B     | L1   | L2   | CH1 | CH2 |
|-----------|--------------|--------------|-------------------|-------|-------|------|------|-----|-----|
| UNIVERSAL | 350          | 350          | 307601            | 1/8   | 1/8   | 19,8 | 6,7  | 14  | 14  |
|           |              |              | 307602            | 1/4   | 1/4   | 25   | 10,2 | 19  | 19  |
|           | 250          | 250          | 307603            | 3/8   | 3/8   | 26,3 | 10,2 | 22  | 22  |
|           |              |              | 307604            | 1/2   | 1/2   | 30   | 12,2 | 27  | 27  |
|           | 200          | 200          | 307605            | 5/8   | 1/2   | 33,8 | 12,2 | 27  | 27  |
|           |              |              | 307606            | 3/4   | 3/4   | 35,8 | 12,7 | 36  | 32  |
|           | 160          | 160          | 307607            | 1     | 1     | 44,1 | 15,4 | 41  | 41  |
|           |              |              | 307608            | 1 1/4 | 1 1/4 | 46,6 | 16   | 50  | 50  |
|           |              |              | 307609            | 1 1/2 | 1 1/2 | 54,1 | 16   | 55  | 55  |
|           | 100          | 100          | 307610            | 2     | 2     | 61,1 | 21,4 | 70  | 70  |

**Notes:** If you wish to order a fitting in stainless steel, please change the first two digit from 30.... to 31.... .  
Articles available on request only.

## MALE STUD ADAPTER WITH SWIVEL NUT O-RING AND WASHER

Thread Metric Parallel

Type: 3077..



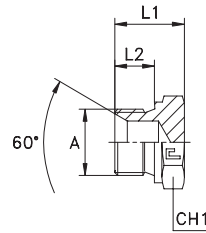
| Series BS | 30.... [bar] | 31.... [bar] | Ordering Complete | A      | B      | L1   | L2   | CH1 | CH2 |
|-----------|--------------|--------------|-------------------|--------|--------|------|------|-----|-----|
| UNIVERSAL | 350          | 350          | 307701            | 12x1,5 | 12x1,5 | 23,4 | 9,6  | 17  | 17  |
|           | 300          | 300          | 307702            | 14x1,5 | 14x1,5 | 25,6 | 9,6  | 19  | 19  |
|           | 250          | 250          | 307703            | 16x1,5 | 16x1,5 | 26,9 | 11,1 | 22  | 22  |
|           |              |              | 307704            | 18x1,5 | 18x1,5 | 29,9 | 12,6 | 24  | 24  |
|           | 225          | 225          | 307705            | 20x1,5 | 22x1,5 | 33,4 | 13,6 | 27  | 27  |
|           |              |              | 307706            | 22x1,5 | 22x1,5 | 34,4 | 13,6 | 27  | 27  |
|           | 200          | 200          | 307707            | 26x1,5 | 27x2   | 37,7 | 16,5 | 32  | 32  |
|           |              |              | 307708            | 30x1,5 | 33x2   | 40,6 | 16,5 | 36  | 36  |

**Notes:** If you wish to order a fitting in stainless steel, please change the first two digit from 30.... to 31.... .  
Articles available on request only.

## MALE PLUG

Thread BSP Parallel

Type: **3078..**



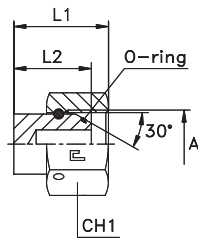
| Series BS | 30.... [bar] | 31.... [bar] | Ordering Complete | A     | L1   | L2 | CH1 |
|-----------|--------------|--------------|-------------------|-------|------|----|-----|
| UNIVERSAL | 400          | 400          | 307801            | 1/8   | 14,5 | 8  | 14  |
|           |              |              | 307802            | 1/4   | 19   | 11 | 19  |
|           |              |              | 307803            | 3/8   | 20,5 | 12 | 22  |
|           | 350          | 350          | 307804            | 1/2   | 24   | 14 | 27  |
|           |              |              | 307805            | 5/8   | 26   | 16 | 30  |
|           | 315          | 315          | 307806            | 3/4   | 28   | 16 | 32  |
|           | 250          | 250          | 307807            | 1     | 32   | 19 | 41  |
|           | 200          | 200          | 307808            | 1 1/4 | 35   | 20 | 50  |
|           | 160          | 160          | 307809            | 1 1/2 | 40   | 23 | 55  |
|           | 125          | 125          | 307810            | 2     | 45,5 | 25 | 70  |

**Notes:** If you wish to order a fitting in stainless steel, please change the first two digit from **30....** to **31....** .  
Articles available on scheduled orders only.  
For copper washer sealing systems refer to items **3001..** pressure rates.

## FEMALE PLUG WITH SWIVEL NUT

Thread BSP Parallel

Type: **3079..**



| Series BS | 30.... [bar] | 31.... [bar] | Ordering Complete | A     | L1 | L2   | CH1 |
|-----------|--------------|--------------|-------------------|-------|----|------|-----|
| UNIVERSAL | 400          | 400          | 307901            | 1/8   | 15 | 12   | 14  |
|           |              |              | 307902            | 1/4   | 19 | 15   | 19  |
|           |              |              | 307903            | 3/8   | 20 | 15   | 22  |
|           | 350          | 350          | 307904            | 1/2   | 24 | 19   | 27  |
|           |              |              | 307905            | 5/8   | 26 | 19   | 30  |
|           | 315          | 315          | 307906            | 3/4   | 30 | 21   | 32  |
|           | 250          | 250          | 307907            | 1     | 35 | 24,5 | 41  |
|           | 200          | 200          | 307908            | 1 1/4 | 36 | 27   | 50  |
|           | 160          | 160          | 307909            | 1 1/2 | 42 | 29,5 | 55  |
|           | 125          | 125          | 307910            | 2     | 45 | 30   | 70  |

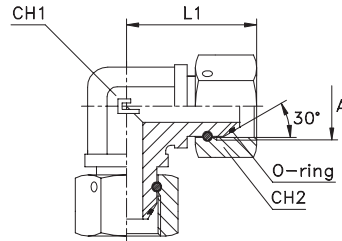
**Notes:** If you wish to order a fitting in stainless steel, please change the first two digit from **30....** to **31....** .  
Articles available on request only.



## 90° ELBOW ADAPTER WITH DOUBLE SWIVEL NUT

Thread BSP Parallel

Type: **3080..**



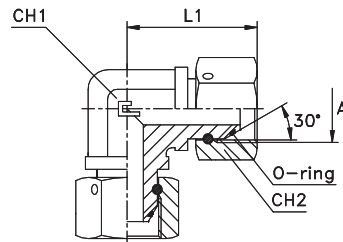
| Series BS | 30.... [bar] | 31.... [bar] | Ordering Complete | A     | L1   | CH1 | CH2 |
|-----------|--------------|--------------|-------------------|-------|------|-----|-----|
| UNIVERSAL | 400          | 400          | 308001            | 1/8   | 25   | 11  | 14  |
|           |              |              | 308002            | 1/4   | 33   | 14  | 19  |
|           |              |              | 308003            | 3/8   | 37   | 19  | 22  |
|           | 350          | 350          | 308004            | 1/2   | 43   | 22  | 27  |
|           |              |              | 308005            | 5/8   | 49   | 27  | 30  |
|           | 315          | 315          | 308006            | 3/4   | 53,5 | 27  | 32  |
|           | 250          | 250          | 308007            | 1     | 60,5 | 33  | 41  |
|           | 200          | 200          | 308008            | 1 1/4 | 64   | 41  | 50  |
|           | 160          | 160          | 308009            | 1 1/2 | 72,5 | 48  | 55  |
|           | 125          | 125          | 308010            | 2     | 91   | 65  | 70  |

**Notes:** If you wish to order a fitting in stainless steel, please change the first two digit from **30....** to **31....** .  
Articles available on request only.

## 90° ELBOW ADAPTER WITH DOUBLE SWIVEL NUT

Thread Metric Parallel

Type: **3081..**



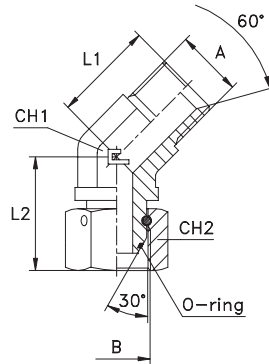
| Series BS | 30.... [bar] | 31.... [bar] | Ordering Complete | A      | L1 | CH1 | CH2 |
|-----------|--------------|--------------|-------------------|--------|----|-----|-----|
| UNIVERSAL | 400          | 400          | 308101            | 12x1,5 | 26 | 11  | 14  |
|           |              |              | 308102            | 14x1,5 | 33 | 14  | 19  |
|           |              |              | 308103            | 16x1,5 | 37 | 19  | 22  |
|           |              |              | 308104            | 18x1,5 | 38 | 19  | 24  |
|           | 350          | 350          | 308105            | 20x1,5 | 44 | 22  | 27  |
|           |              |              | 308106            | 22x1,5 | 44 | 22  | 27  |
|           | 315          | 315          | 308107            | 26x1,5 | 53 | 27  | 32  |
|           | 250          | 250          | 308108            | 30x1,5 | 58 | 33  | 36  |

**Notes:** If you wish to order a fitting in stainless steel, please change the first two digit from **30....** to **31....** .  
Articles available on request only.

## 45° ELBOW ADAPTER WITH SWIVEL NUT

Thread BSP Parallel

Type: **3082..**



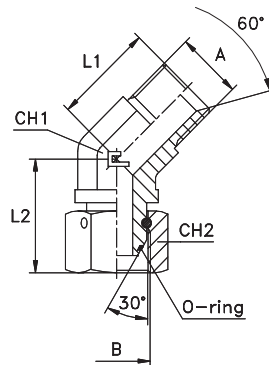
| Series BS | 30.... [bar] | 31.... [bar] | Ordering Complete | A     | B     | L1   | L2   | CH1 | CH2 |
|-----------|--------------|--------------|-------------------|-------|-------|------|------|-----|-----|
| UNIVERSAL | 400          | 400          | <b>308201</b>     | 1/8   | 1/8   | 20,5 | 23   | 11  | 14  |
|           |              |              | <b>308202</b>     | 1/4   | 1/4   | 21   | 25   | 14  | 19  |
|           |              |              | <b>308203</b>     | 3/8   | 3/8   | 23,5 | 29   | 19  | 22  |
|           | 350          | 350          | <b>308204</b>     | 1/2   | 1/2   | 26   | 32   | 22  | 27  |
|           |              |              | <b>308205</b>     | 5/8   | 5/8   | 29   | 39   | 27  | 30  |
|           | 315          | 315          | <b>308206</b>     | 3/4   | 3/4   | 32   | 41,5 | 27  | 32  |
|           | 250          | 250          | <b>308207</b>     | 1     | 1     | 37   | 45   | 33  | 41  |
|           | 200          | 200          | <b>308208</b>     | 1 1/4 | 1 1/4 | 39   | 47   | 41  | 50  |
|           | 160          | 160          | <b>308209</b>     | 1 1/2 | 1 1/2 | 46   | 58,5 | 48  | 55  |
|           | 125          | 125          | <b>308210</b>     | 2     | 2     | 56   | 72   | 65  | 70  |

**Notes:** If you wish to order a fitting in stainless steel, please change the first two digit from **30....** to **31....** .  
Articles available on request only.

## 45° ELBOW ADAPTER WITH SWIVEL NUT

Thread Metric Parallel

Type: **3083..**



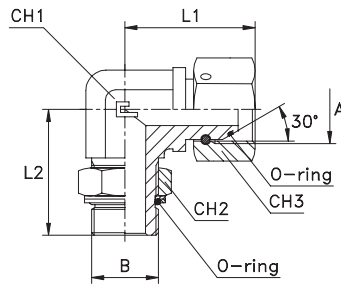
| Series BS | 30.... [bar] | 31.... [bar] | Ordering Complete | A      | B      | L1 | L2   | CH1 | CH2 |
|-----------|--------------|--------------|-------------------|--------|--------|----|------|-----|-----|
| UNIVERSAL | 400          | 400          | <b>308301</b>     | 12x1,5 | 12x1,5 | 18 | 24   | 11  | 14  |
|           |              |              | <b>308302</b>     | 14x1,5 | 14x1,5 | 21 | 25   | 14  | 19  |
|           |              |              | <b>308303</b>     | 16x1,5 | 16x1,5 | 25 | 29   | 19  | 22  |
|           |              |              | <b>308304</b>     | 18x1,5 | 18x1,5 | 28 | 30   | 19  | 24  |
|           | 350          | 350          | <b>308305</b>     | 20x1,5 | 20x1,5 | 30 | 33   | 22  | 27  |
|           |              |              | <b>308306</b>     | 22x1,5 | 22x1,5 | 30 | 33   | 22  | 27  |
|           | 315          | 315          | <b>308307</b>     | 26x1,5 | 26x1,5 | 33 | 41   | 27  | 32  |
|           | 250          | 250          | <b>308308</b>     | 30x1,5 | 30x1,5 | 37 | 42,5 | 33  | 36  |

**Notes:** If you wish to order a fitting in stainless steel, please change the first two digit from **30....** to **31....** .  
Articles available on request only.

## 90° ADJUSTABLE ADAPTER WITH SWIVEL NUT O-RING AND WASHER

Thread BSP Parallel

Type: 3084..



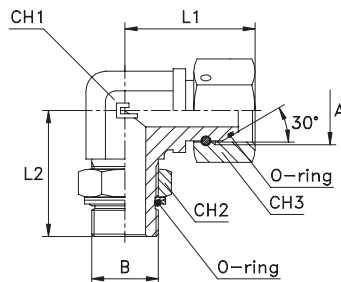
| Series BS | 30.... [bar] | 31.... [bar] | Ordering Complete | A     | B     | L1   | L2 | CH1 | CH2 | CH3 |
|-----------|--------------|--------------|-------------------|-------|-------|------|----|-----|-----|-----|
| UNIVERSAL | 350          | 350          | 308401            | 1/8   | 1/8   | 25   | 26 | 11  | 14  | 14  |
|           |              |              | 308402            | 1/4   | 1/8   | 33   | 30 | 14  | 14  | 19  |
|           | 315          | 315          | 308403            | 1/4   | 1/4   | 33   | 32 | 14  | 19  | 19  |
|           |              |              | 308404            | 3/8   | 1/4   | 37   | 37 | 19  | 19  | 22  |
|           | 250          | 250          | 308405            | 3/8   | 3/8   | 37   | 37 | 19  | 22  | 22  |
|           |              |              | 308406            | 1/2   | 3/8   | 43   | 39 | 22  | 22  | 27  |
|           |              |              | 308407            | 1/2   | 1/2   | 43   | 43 | 22  | 30  | 27  |
|           |              |              | 308408            | 3/4   | 1/2   | 53,5 | 47 | 27  | 30  | 32  |
|           |              |              | 308409            | 3/4   | 3/4   | 53,5 | 49 | 27  | 36  | 32  |
|           |              |              | 308410            | 1     | 3/4   | 60,5 | 50 | 33  | 36  | 41  |
|           | 200          | 200          | 308411            | 1     | 1     | 60,5 | 52 | 33  | 41  | 41  |
|           |              |              | 308412            | 1 1/4 | 1     | 64   | 58 | 41  | 41  | 50  |
|           |              |              | 308413            | 1 1/4 | 1 1/4 | 64   | 58 | 41  | 50  | 50  |
|           | 160          | 160          | 308414            | 1 1/2 | 1 1/4 | 72,5 | 59 | 48  | 50  | 55  |
|           |              |              | 308415            | 1 1/2 | 1 1/2 | 72,5 | 60 | 48  | 55  | 55  |
|           | 125          | 125          | 308416            | 2     | 1 1/2 | 91   | 74 | 65  | 55  | 70  |
|           |              |              | 308417            | 2     | 2     | 91   | 74 | 65  | 70  | 70  |

**Notes:** If you wish to order a fitting in stainless steel, please change the first two digit from 30.... to 31.... .  
Articles available on request only.

## 90° ADJUSTABLE ADAPTER WITH SWIVEL NUT O-RING AND WASHER

Thread Metric Parallel

Type: 3085..



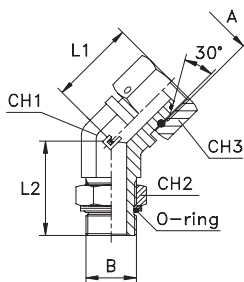
| Series BS | 30.... [bar] | 31.... [bar] | Ordering Complete | A      | B      | L1 | L2   | CH1 | CH2 | CH3 |
|-----------|--------------|--------------|-------------------|--------|--------|----|------|-----|-----|-----|
| UNIVERSAL | 350          | 350          | 308501            | 12x1,5 | 10x1   | 26 | 27   | 11  | 14  | 14  |
|           |              |              | 308502            | 12x1,5 | 12x1,5 | 26 | 31   | 14  | 17  | 14  |
|           | 315          | 315          | 308503            | 14x1,5 | 12x1,5 | 33 | 31   | 14  | 17  | 19  |
|           |              |              | 308504            | 14x1,5 | 14x1,5 | 33 | 33   | 14  | 19  | 19  |
|           |              |              | 308505            | 16x1,5 | 14x1,5 | 37 | 36   | 19  | 19  | 22  |
|           |              |              | 308506            | 16x1,5 | 16x1,5 | 37 | 38   | 19  | 22  | 22  |
|           |              |              | 308507            | 18x1,5 | 16x1,5 | 38 | 38   | 19  | 22  | 24  |
|           |              |              | 308508            | 18x1,5 | 18x1,5 | 38 | 38   | 19  | 24  | 24  |
|           |              |              | 308509            | 22x1,5 | 18x1,5 | 44 | 40   | 22  | 24  | 27  |
|           |              |              | 308510            | 22x1,5 | 22x1,5 | 44 | 42   | 22  | 27  | 27  |
|           | 250          | 250          | 308511            | 26x1,5 | 22x1,5 | 53 | 46   | 27  | 27  | 32  |
|           |              |              | 308512            | 26x1,5 | 27x2   | 53 | 50,5 | 27  | 32  | 32  |
|           |              |              | 308513            | 30x1,5 | 27x2   | 58 | 52,5 | 33  | 32  | 36  |
|           | 200          | 200          | 308514            | 30x1,5 | 33x2   | 58 | 52,5 | 33  | 41  | 36  |

**Notes:** If you wish to order a fitting in stainless steel, please change the first two digit from 30.... to 31.... .  
Articles available on request only.

## ADJUSTABLE ADAPTER WITH SWIVEL NUT O-RING AND WASHER

Thread BSP Parallel

Type: **3086..**



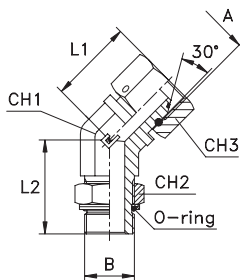
| Series BS | 30.... [bar] | 31.... [bar] | Ordering Complete | A     | B     | L1   | L2   | CH1 | CH2 | CH3 |
|-----------|--------------|--------------|-------------------|-------|-------|------|------|-----|-----|-----|
| UNIVERSAL | 350          | 350          | 308601            | 1/8   | 1/8   | 23   | 26   | 11  | 14  | 14  |
|           |              |              | 308602            | 1/4   | 1/8   | 25   | 27   | 14  | 14  | 19  |
|           | 315          | 315          | 308603            | 1/4   | 1/4   | 25   | 29   | 14  | 19  | 19  |
|           |              |              | 308604            | 3/8   | 1/4   | 29   | 30   | 19  | 19  | 22  |
|           | 250          | 250          | 308605            | 3/8   | 3/8   | 29   | 33   | 19  | 22  | 22  |
|           |              |              | 308606            | 1/2   | 3/8   | 32   | 35   | 22  | 22  | 27  |
|           |              |              | 308607            | 1/2   | 1/2   | 32   | 38,5 | 22  | 30  | 27  |
|           |              |              | 308608            | 3/4   | 1/2   | 41,5 | 38,5 | 27  | 30  | 32  |
|           |              |              | 308609            | 3/4   | 3/4   | 41,5 | 44   | 27  | 36  | 32  |
|           |              |              | 308610            | 1     | 3/4   | 45   | 44   | 33  | 36  | 41  |
|           | 200          | 200          | 308611            | 1     | 1     | 45   | 47   | 33  | 41  | 41  |
|           |              |              | 308612            | 1 1/4 | 1     | 47   | 45   | 41  | 41  | 50  |
|           |              |              | 308613            | 1 1/4 | 1 1/4 | 47   | 48   | 41  | 50  | 50  |
|           | 160          | 160          | 308614            | 1 1/2 | 1 1/4 | 58,5 | 48   | 48  | 50  | 55  |
|           |              |              | 308615            | 1 1/2 | 1 1/2 | 58,5 | 48   | 48  | 55  | 55  |
|           | 125          | 125          | 308616            | 2     | 1 1/2 | 72   | 57   | 65  | 55  | 70  |
|           |              |              | 308617            | 2     | 2     | 72   | 57   | 65  | 70  | 70  |

**Notes:** If you wish to order a fitting in stainless steel, please change the first two digit from **30....** to **31....** .  
Articles available on request only.

## ADJUSTABLE ADAPTER WITH SWIVEL NUT O-RING AND WASHER

Thread Metric Parallel

Type: **3087..**



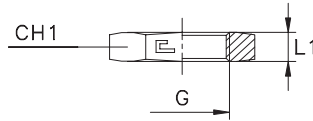
| Series BS | 30.... [bar] | 31.... [bar] | Ordering Complete | A      | B      | L1   | L2   | CH1 | CH2 | CH3 |
|-----------|--------------|--------------|-------------------|--------|--------|------|------|-----|-----|-----|
| UNIVERSAL | 350          | 350          | 308701            | 12x1,5 | 10x1   | 24   | 27   | 11  | 14  | 14  |
|           |              |              | 308702            | 12x1,5 | 12x1,5 | 24   | 27   | 14  | 17  | 14  |
|           | 315          | 315          | 308703            | 14x1,5 | 12x1,5 | 25   | 27   | 14  | 17  | 19  |
|           |              |              | 308704            | 14x1,5 | 14x1,5 | 25   | 33   | 14  | 19  | 19  |
|           |              |              | 308705            | 16x1,5 | 14x1,5 | 29   | 30   | 19  | 19  | 22  |
|           |              |              | 308706            | 16x1,5 | 16x1,5 | 29   | 33   | 19  | 22  | 22  |
|           |              |              | 308707            | 18x1,5 | 16x1,5 | 30   | 33   | 19  | 22  | 24  |
|           |              |              | 308708            | 18x1,5 | 18x1,5 | 30   | 33   | 19  | 24  | 24  |
|           |              |              | 308709            | 22x1,5 | 18x1,5 | 33   | 36   | 22  | 24  | 27  |
|           |              |              | 308710            | 22x1,5 | 22x1,5 | 33   | 38   | 22  | 27  | 27  |
|           | 250          | 250          | 308711            | 26x1,5 | 22x1,5 | 41   | 37,5 | 27  | 27  | 32  |
|           |              |              | 308712            | 26x1,5 | 27x2   | 41   | 46   | 27  | 32  | 32  |
|           |              |              | 308713            | 30x1,5 | 27x2   | 42,5 | 46   | 33  | 32  | 36  |
|           | 200          | 200          | 308714            | 30x1,5 | 33x2   | 42,5 | 46   | 33  | 41  | 36  |

**Notes:** If you wish to order a fitting in stainless steel, please change the first two digit from **30....** to **31....** .  
Articles available on request only.

## EXAGONAL NUT

Thread BSP Parallel

Type: **0023..** .



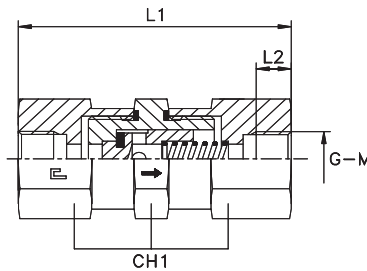
| Serie BS  | 30.... [bar] | 31.... [bar] | Ordering Complete | G     | L1   | CH1 |
|-----------|--------------|--------------|-------------------|-------|------|-----|
| UNIVERSAL | 400          | 400          | 002301            | 1/8   | 5,5  | 14  |
|           |              |              | 002302            | 1/4   | 6    | 19  |
|           |              |              | 002303            | 3/8   | 7    | 22  |
|           | 350          | 350          | 002304            | 1/2   | 8,5  | 27  |
|           | 315          | 315          | 002305-CH32       | 3/4   | 9    | 32  |
|           | 250          | 250          | 002306            | 1     | 10,4 | 41  |
|           | 200          | 200          | 002307            | 1 1/4 | 11   | 50  |
|           | 160          | 160          | 002308            | 1 1/2 | 12   | 55  |
|           | 125          | 125          | 002309            | 2     | 12   | 70  |

**Notes:** If you wish to order a fitting in stainless steel, please change the first two digit from **00....** to **01....** .

## FEMALE NON RETURN VALVE THREAD BSP PARALLEL

Thread BSP Parallel - Thread Metric Parallel

Type: **5010..**  
Type: **5011..**



| Serie BS | 50.... [bar] | 51.... [bar] | Ordering Complete | G     | L1  | L2   | CH1 | Ø pass. |
|----------|--------------|--------------|-------------------|-------|-----|------|-----|---------|
| S        | 400          | 400          | 501001            | 1/8   | 70  | 10   | 19  | 4       |
|          |              |              | 501002            | 1/4   | 80  | 14   | 19  | 4       |
|          |              |              | 501003            | 3/8   | 88  | 14   | 32  | 8       |
|          |              |              | 501004            | 1/2   | 103 | 17   | 41  | 11      |
|          |              |              | 501005            | 3/4   | 110 | 19   | 50  | 16      |
|          | 250          | 250          | 501006            | 1     | 122 | 21,5 | 50  | 18      |
|          |              |              | 501007            | 1 1/4 | 142 | 23,5 | 70  | 29      |
|          |              |              | 501008            | 1 1/2 | 142 | 25,5 | 70  | 29      |

**Notes:** If you wish to order a fitting in stainless steel, please change the first two digit from **50....** to **51....** .  
Articles available on scheduled orders only.

| Serie BS | 50.... [bar] | 51.... [bar] | Ordering Complete | M      | L1  | L2   | CH1 | Ø pass. |
|----------|--------------|--------------|-------------------|--------|-----|------|-----|---------|
| S        | 400          | 400          | 501101            | 10x1   | 70  | 10   | 19  | 4       |
|          |              |              | 501102            | 14x1,5 | 80  | 14,5 | 19  | 4       |
|          |              |              | 501103            | 16x1,5 | 88  | 14,5 | 32  | 8       |
|          |              |              | 501104            | 22x1,5 | 103 | 16,5 | 41  | 11      |
|          |              |              | 501105            | 27x2   | 110 | 19   | 50  | 16      |
|          | 250          | 250          | 501106            | 33x2   | 122 | 21   | 50  | 18      |
|          |              |              | 501107            | 42x2   | 142 | 23   | 70  | 29      |
|          |              |              | 501108            | 48x2   | 142 | 25   | 70  | 29      |

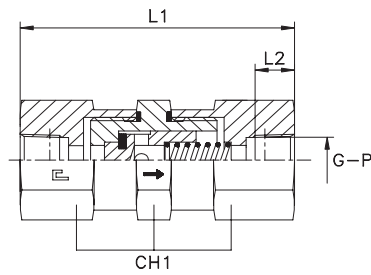
**Notes:** If you wish to order a fitting in stainless steel, please change the first two digit from **50....** to **51....** .  
Articles available on scheduled orders only.

## FEMALE NON RETURN VALVE THREAD BSP TAPER

Thread BSP Taper -Thread NPT

Type: 5012..

Type: 5013..



| Serie BS  | 50.... [bar] | 51.... [bar] | Ordering Complete | G     | L1  | L2   | CH1 | Ø pass. |
|-----------|--------------|--------------|-------------------|-------|-----|------|-----|---------|
| UNIVERSAL | 400          | 400          | 501201            | 1/8   | 70  | 9,5  | 19  | 4       |
|           |              |              | 501202            | 1/4   | 80  | 14   | 19  | 4       |
|           |              |              | 501203            | 3/8   | 88  | 14,5 | 32  | 8       |
|           |              |              | 501204            | 1/2   | 103 | 19   | 41  | 11      |
|           |              |              | 501205            | 3/4   | 110 | 19,5 | 50  | 16      |
|           | 250          | 250          | 501206            | 1     | 122 | 23,5 | 50  | 18      |
|           |              |              | 501207            | 1 1/4 | 142 | 24   | 70  | 29      |
|           |              |              | 501208            | 1 1/2 | 142 | 24   | 70  | 29      |

**Notes:** If you wish to order a fitting in stainless steel, please change the first two digit from 50.... to 51.... .  
Articles available on scheduled orders only.

| Serie BS  | 50.... [bar] | 51.... [bar] | Ordering Complete | M     | L1  | L2   | CH1 | Ø pass. |
|-----------|--------------|--------------|-------------------|-------|-----|------|-----|---------|
| UNIVERSAL | 400          | 400          | 501301            | 1/8   | 70  | 9,5  | 19  | 4       |
|           |              |              | 501302            | 1/4   | 80  | 14   | 19  | 4       |
|           |              |              | 501303            | 3/8   | 88  | 14,5 | 32  | 8       |
|           |              |              | 501304            | 1/2   | 103 | 19   | 41  | 11      |
|           |              |              | 501305            | 3/4   | 110 | 19,5 | 50  | 16      |
|           | 250          | 250          | 501306            | 1     | 122 | 23,5 | 50  | 18      |
|           |              |              | 501307            | 1 1/4 | 142 | 24   | 70  | 29      |
|           |              |              | 501308            | 1 1/2 | 142 | 24   | 70  | 29      |

**Notes:** If you wish to order a fitting in stainless steel, please change the first two digit from 50.... to 51.... .  
Articles available on scheduled orders only.