


NEWSLETTER

June

2020




DATA PROTECTION

Your personal details are held on a computer belonging to an officer of the Coombe Abbey Woodturners. Your details are purely for the use of the Club, and are not passed to any third party. If you object to your name, address and telephone number being held on a computer belonging to an officer of the Club, then please write to any member of the committee.

HEALTH & SAFETY NOTICE

Woodturning can be dangerous! Always follow the manufacturers' instructions and safety advice when operating power tools. Never try the techniques shown at our demonstrations or in our Newsletter if you are unsure or the procedure does not feel safe. Always use the guarding and other safety equipment.

The Club takes reasonable care to operate and instruct in a safe manner and strongly recommends all members to follow the Club's Health and Safety rules and the guidance notes that the AWGB issue in their Revolutions magazine from time to time.



Website: <http://www.coombeabbeywoodturnersclub.net>

Copy Deadline for the July 2020 issue of the Newsletter is:-
Wednesday 24th June 2020

In This Issue **Page**

Chairman’s Jottings.....	4
One Line Philosopher.....	4
Work by Gillian Clover.....	5
Work by John Morgan.....	8
Work by John Bradbury.....	10
Work by Paul Friar.....	12
Work by Carole Nicholson....	15
Work by Brian Edwards.....	17
Work by Phil Steele.....	19
Calendar of Events.....	20
Very Sad News.....	20
Your Club Needs You.....	21
Work by Bill Randle.....	22
A Little bit of Down Under...	26
Sheddies.....	29
Work by Pat & Ann Flynn.....	30
Work by Eric Taylor.....	35
Work by Terry Ivins.....	37
Twist Drill Sharpening.....	38

Advertisers **Page**

Henry Taylor/Hamlet Tools...	7
Yandies.....	11
CSM Abrasives Plus.....	13
The ToolPost.....	14
Record Power.....	16
Proops Brothers.....	18
TMS Volvo.....	23
Turners Retreat.....	25
Charnwood.....	28
Crown Hand Tools.....	31
Henry Taylor/Hamlet Tools...	32
Axminster Tools & Machinery	34
Chestnut Products.....	36

From the Editor



A great response again from club members submitting their work for inclusion in the Newsletter. Without their input I would not be able to produce the magazine in its present form so a big thank you to them and please keep pictures of your work coming and any other articles you can send to me. This also applies to members who have not yet sent in anything yet. Don’t be afraid it is not a competition. If you are a beginner your work is just as important as that of someone who has been turning for years. I have at last managed to get in the workshop myself and the result is on the back cover.

There is some very sad news this month which you will see on page 20.

I can report that at the moment the “Festival of Craft” at Coombe has not yet been cancelled so watch this space for any further news.

The “Charnwood” open day due to take place in August has been cancelled which is a great shame as I always enjoyed this event as I am sure many others in the club do.

Enjoy your turning but please stay safe and well.

Very best wishes to you all. **Graham**

Chairman's Jottings

Good day one and all. I hope this finds you all well and keeping busy at home.

An update from Coombe, the car parks are open, but only for the public to have a walk around. The visitors centre and our workshop remain closed to all.



Brian Edwards

The committee have decided that all future Demos will be cancelled as is the Xmas party as we simply couldn't keep to social distancing within our spaces due to lack of room. I'm sure you would all agree with this decision. Our health and well being is paramount at this unsafe time.

I'm keeping my sanity by clearing out my own workshop and making a few little toys for grandchildren. (more on page 17).



My only hope is that all our members are trying to stay fit and well. I'm looking forward to seeing you all again in the near future when this sorry state of affairs has ended.

Please keep turning and God bless you all.

Brian.

oOo

One Line Philosopher:

A man can make up his mind quickly, if he has only a little to make up.

Work by Gillian Henley-Clover

Hi Graham and yes, I am going to ask like everyone else, how are you coping and how are you both? I guess that the shut down caused by the present situation has not altered your going out and about that much - apart from the essential trips of course. We are self-isolating.

I am sending you pictures of my recent wood turned items and other hobbies.

Take care and best wishes.

Gil





hamlet
CRAFT TOOLS
Sheffield England

Now
available in the
Glenn Lucas range of
products

M42 *Stay Sharp* HSS

M42 Turning Tools

Stay Sharper - Longer

Now available: 1/4"; 3/8"; 1/2" Bowl Gouges; 3/8"; 1/2" Spindle Gouges
with red-ferruled ash handles, or unhandled, at prices you can afford

Live The Dream - Talk to your Hamlet or Henry Taylor Stockist - TODAY!

Work by John Morgan





oOo

**HENRY TAYLOR TOOLS
&
CHESTNUT FINISHES**

Any item from the catalogue can be supplied
15% discount on Henry Taylor tools and
10% discount on Chestnut finishes
for Club members.

**If you are needing further supplies through this lockdown then
please speak to Eric who will do his best to get them to you.**

Ring: Eric Taylor on 02476 328831

oOo

Axminster Tools & Machinery (Nuneaton)

All Axminster stores are now closed.

If you wish to order equipment or supplies please use the website below

Website: <https://www.axminster.co.uk>

Work by John Bradbury

I was sorry to read in last months newsletter of the death of Reg Simms. Reg visited me in my workshop once a week over a two year period and we developed a lasting friendship. Reg was a master of segmented candlesticks so I made these candlesticks as a tribute to my friend Reg.





TIMBER | TOOLS | MACHINERY | HOBBIES | GIFTS

**All events at Yandles have been cancelled up until
26th June 2020**

26th June 2020 Martin Saban-Smith, creator of Hampshire Sheen, will be here on Friday 26th June 2020 between 5:30pm-7:30pm

We're proud to announce Martin Saban-Smith, creator of Hampshire Sheen, will be here on Friday 26th June 2020 between 5:30pm-7:30pm as part of our VIP HOURS! Martin will be hosting a FREE demonstration "Excellence in Finishing" in store here at Yandles. Martin will be using the range of Hampshire Sheen products throughout the evening. The demonstration is completely FREE to attend & booking is not required however; seating is limited so we would advise getting in a little earlier! The Toolshop & self-selection timber centre will be open as throughout the evening & there will be the opportunity to purchase at one-off sale pricing!

The last Friday on EVERY month Yandles will be open between 5:30pm-7:30pm hosting VIP HOURS! Take advantage of exclusive, one-off deals available strictly for 2-hours only! A different demonstration / focus on specific product lines will take place in store between these hours as well as the chance to purchase at one off sale pricing!

Come down to Yandles Friday evening & watch the FREE demonstration, pick up some great tips, meet the man behind the popular brand Hampshire Sheen & Black Dog Workshop & pickup some one-off special offers!

If you need to contact us its
Yandles, Hurst Works, Martock TA12 6JU, 01935 822207
(option 1 for the Woodworking and Timber Shop)
or email . Sales@yandles.co.uk Website: Yandles.co.uk

Work by Paul Friar

Hi graham

Hope you are well.

I have just finished off a furniture project.

After 2 years at night class, I have finally finished off making my bed and side board cabinets.



From Beech and Spalted Beech. The Spalted Beech was 1 block cut into 3. So the grain of the head board and foot board all line up. The 3rd plank was used for the drawer fronts .



THE MAIL ORDER ABRASIVE SPECIALISTS

Sanding needs as much care as construction and design. As much care needs to be taken in sanding as in the construction of a piece of work. A few minutes poor sanding technique can irreversibly destroy great craftsmanship and many hours work.



THE ULTIMATE ABRASIVE! RB406 J.FLEX. TRIAL PACK

1M OF CLOTH IN EACH OF THE FOLLOWING GRITS.

P80, P120, P240 AND P320 **£14.75** INC VAT ORDER CODE **12806 RB406**

J.Flex is the best abrasive for every workshop. It's ideal for turning, woodworking and metal working. The distinctive blue abrasive with the yellow backing is the softest and most flexible abrasive we have ever discovered. The ultimate abrasive for all kinds of woodworking, especially sanding in acute areas. This cloth can be twisted and folded without grain dis-adhesion. Rolls are 100mm wide. ALSO AVAILABLE BY THE METRE.



VELCRO-BACKED ROLLS.

TRIAL PACK 1M OF P100, P150, P240 AND P320 PLUS A SAMPLE STRIP OF VELCRO REPLACEMENT WITH PEEL OFF SELF ADHESIVE BACKING. **£14.75** INC VAT ORDER CODE 13159 ALSO AVAILABLE BY THE METRE. PLUS - IT PAYS TO BUY BIG.

WITH OUR BULK RATE PRICES YOU'LL SAVE MONEY ON THE GRITS YOU USE MOST.

Cut off any length to suit your own sanding application. Every workshop should have at least two or three grades of this to hand. Especially manufactured by Hermes abrasives for us. Ideal for those shop made sanding devices which you can now make to your own specification. Hook and loop, or velcro attachment does away with the unpleasant task of clamping the paper to the machine, allows rapid changing of the sheet and encourages the use of more grits extending the finish quality and life of the abrasive. Rolls are 115mm wide.

For your free catalogue call 01636 688888 or e-mail sales@abrasivesplus.com or visit our on-line shop at www.abrasivesplus.com where all our products are featured and it's free carriage!

CSM ABRASIVES PLUS UNIT 2 NORTHERN ROAD, NEWARK, NOTTINGHAMSHIRE, NG24 2EH



From start



... to finish



Serving and supporting Coombe Abbey Woodturners

The ToolPost

Unit 7 Hawksworth, Southmead Industrial Park, Didcot, Oxon. OX11 7HR
 01235 511101 www.toolpost.co.uk tour: <http://goo.gl/maps/PsjFa>

sharing expertise

Work by Carole Nicholson

Hi Graham, I hope you & your wife are still avoiding Covid-19. I also send my best wishes to all members.

I've found odd bits of wood in my piles so have been a bit busy since lockdown. The piece of copper beech root was interesting to turn as it has no particular grain. I suppose it's rather like a burr. The soft wood of the other bowls was a bit resinous so got sticky when sanded. I am very grateful to Eric who supplied me with fresh supplies of net abrasive & his son who delivered them. I don't get a good enough finish with tools only to get by without it!! Carole



Introducing the Brand New Range of Woodturning Chucks and Jaws

We are extremely proud to introduce the brand new range of Record Power woodturning chucks and jaws. This exclusive new range has been developed using Record Power's extensive experience and knowledge of woodturning in conjunction with a group of highly experienced professional and hobby woodturners, to bring you the ultimate in quality, versatility and value.



Precision Engineered Gears

Super Geared True-Lock™ technology ensures high levels of accuracy to provide smooth and solid operation.



Jaw Fixing System

The SC3 and SC4 feature a jaw fixing which will not only fit the Record Power series of Jaws but is also fully compatible with Nova and Robert Sorby brand jaws.



Heavy Duty Jaw Slides

The improved and enlarged jaw slides give unsurpassed holding power and load bearing ability. They are made from high tensile steel, reinforced with nickel and copper and heat-treated to ensure superior strength.



Sealed Backing Plate with Full Indexing

The SC4 features a strong backing plate to protect the gear mechanism from dust and 72-point indexing around the full circumference.



Brand New Exclusive Jaw Range
Fully compatible with Nova brand chucks



See online for full details

SC3 Geared Scroll Chuck Package



SC4 Professional Geared Scroll Chuck Package



RECORD POWER
ESTABLISHED 1909

Over
100
years
Experience • Knowledge
Support • Expertise

RECORD POWER
MEMBER OF
THE CORONET
BUSINESS

Incorporating years of excellence and standards in woodturning, Record Power has over 100 years of history. We are proud to supply thousands of like-minded woodturners with an excellent, reliable and professional product range. Record Power products.

www.recordpower.co.uk Tel: 01246 571 020

Work by Brian Edwards



PROOPS BROTHERS

ENGLAND • EST 1946

.COM

ALL PRICES INCLUDE POST AND PACKING

1000'S OF OTHER PRODUCTS

INSIDE, OUTSIDE PLASTIC CALLIPERS



Measurements

0 - 200mm M7176

£4.60

0 - 350mm W3509

£6.80

OILSTONE & BOX



£5.50

Fine and
course sides
W3330

CABINET SCRAPERS



Set of 4
W8014

£11

CHUCKS

Drill Chuck Set of 4
6mm 1MT,
10mm, 13mm & 16mm
with 2MT Arbor
Product code M7175
Also available individually



£24

HARDWOOD SQUARES



75mm Hardwood & brass tri-square

W8000 £3.60

20MM FINGER SANDER

Spring Loaded Mini Precision Sander,
20mm & 3 spare sanding belts .
UK Made Product code W3202
10mm and 40mm widths also available

£4



Hardwood sliding bezel

W8002 £3.60

MAGNIFYING LAMP LIGHT 5 DIOPTER. DAYLIGHT BULB

Product code V5200

£36



Set of 4 Chip Knives W3249 £23

Proops Brothers Ltd 34 Saddington Rd. Fleckney, Leicestershire, LE8 8AW
TEL. 0116 2403400 WWW.PROOPSBROTHERS.COM EBAY USER NAME: SPOORP

Work by Phil Steele



Pole lathe



Steam Box and Pole lathe



Steam Bending



Pole lathe legs and tools



Pole lathe chair leg



Progress so far



Ready to Glue

Calendar of Events

2020

June 6	Clem nse	Baptist Church
September 3	Roger Gilbert	Shilton
October 1	TBA	Shilton
October 24	C ary nce l e d	Baptist Church
November 5	Peter Wood	Shilton
December 5	Christmas Party	Baptist Church

oOo

Very Sad News

It is with very great sadness that on Thursday 21st May we learned of the death of **John Holtom** a very respected member of Coombe Abbey Woodturners.

John will be missed by many especially those who have received tuition from John on Tuesdays in the club workshop from when it opened in August 2007 at Coombe Park. John was also the first person to be awarded the shield for "Club Member of the Year" when this honour was introduced in 2010

We offer John's family our sincere condolences at this very difficult and sad time.



The Late John Holtom

Have you paid your membership for this year?

If you have your Coombe Abbey membership card and your AWGB membership card then you've paid.



If not could you contact Janine Brindley as soon as possible because your membership fee helps to maintain the workshop even when we're not there.

Contact best through email treasurercawt@yahoo.com or text message to 07931417378. Please do not telephone because of problems at work

Membership Renewal costs
Individual £18 AWGB + £8 Coombe Abbey
Family £28 + £8 per person =family of two total £44

Work by Bill Randle

Hi Graham, hope you are keeping this virus at bay. These are the items I have been turning during the lockdown. Hope you like them.

Best regards, stay safe
Bill Randle.



Let TMS look after your Volvo



**SALES // SERVICE
PARTS // ACCESSORIES**

With over 300 years combined experience of working with Volvo, nobody knows your Volvo like **TMS**.

With award-winning levels of customer service and state-of-the-art facilities at Trinity Marina, what ever your Volvo requirements, the **TMS** team can deliver.

**Callinand
seeus soon!**



QUALITY • CARE • PERSONAL SERVICE



TMSVOLVOHINCKLEY

Trinity Marina, Coventry Rd,
Hinckley, Leicestershire LE10 0NF
TELEPHONE: 01455 632478

www.tmsmotorgroup.co.uk/volvo



Turners Retreat

THE WOODWORKERS SOURCE

Craft Supplies

BE INSPIRED, BE CREATIVE

Nick Agar
SIGNATURE
SERIES



Now available
at
Turners
Retreat



PETER CHILD ARTIST'S PYROGRAPHY MACHINE

*Create beautiful textures,
designs and patterns.*

- Slim, light and comfortable pen design
- Perfect for precise detailed work
- Cool running handle for comfort
- Warms from cold in 2 seconds
 - Excellent reliability
 - Incredible durability

*'I use it every day, its durability is
nothing short of amazing – it's
perfect for me and my students.'*

Bob Neill

Professional pyrographer and teacher

Craft Supplies

A product by... BE INSPIRED, BE CREATIVE



A Little Bit of Down Under

By

Colin Grundy

Blackheart Sassafras, Tasmanian Sassafras

Scientific Name: *Atherosperma moschatum*

Heartwood is naturally a grey to golden brown. Some trees are infected with a staining fungus which causes colourful streaks and veins of dark brown and black, giving rise to the common name Blackheart Sassafras. Sapwood is a pale yellow to whitish brown;



Banksia

Scientific Name: *Banksia grandis*

Banksia pods originate from southwestern Australia. They grow on trees from the *Banksia* genus. However, of the many *Banksia* species, typically only the pods from the Bull Banksia are large enough and solid enough to be used for woodturning applications.



Source – The Wood-Database.com

Red Kangaroo

Scientific Name: *Macropus rufus*

World's largest marsupial. Red kangaroos live in Australia's deserts and open grasslands, gathering in groups called mobs.

Source – National Geographic



This story starts in 2004, on our first trip to Australia. We were flying into Perth via Singapore, firstly to catch up with relatives and then going on in a sort of figure of eight fashion around the Australian continent. One thing that country's like Australia and New Zealand take seriously is that

of bio-security. Packed in the centre of my rucksack for safekeeping were a couple of turned items as gifts for friends and relatives. Wood is one of those items they will not let you bring into the country until it has been checked for possible disease. So there we are at Perth Airport, standing in the immigration queue busily trying to delve through our clothes and other items to reach the offending articles. After a cursory glance, the immigration officer waved us through with the typical Ozzie response, “No worries.”

Our relatives moved out to Australia in 1966 as “Ten pound Poms”. Most of them are scattered around South Western Australia. On a walk in the bush (their term for countryside), we had our first encounter with the Banksia tree. Named after Joseph Banks, the naturalist who took part in Captain James Cook's voyage to Australia (1768-1771), there are many varieties of Banksia tree across the continent. The pods from these trees are often used for woodturning, but only those from the Bull or Giant Banksia are found suitable. Many pods were laying on the floor, but tempted as we may have been, we didn't collect any. It was only the start of our journey and we had many more thousands of miles to cover.

Upon flying into our next stop, Alice Springs, we were reminded again about Australia's compulsion with bio-security. We had crossed the state line from Western Australia to Northern Territory, and for many states you are not allowed to bring in certain foodstuffs, especially fruit! Fruit fly is considered most dangerous and can decimate the livelihood of many Australian farmers. Fortunately for us, there was a waste bin where we could dispose of our offending items before we were fined for attempting to bring in contraband. The Eastern states don't seem to be quite so hot on bio-security, but we have had quite intrusive checks at other state borders on later trips!

Following further stops along the Eastern coast, we arrived in Hobart, located in the South Eastern corner of Tasmania, to spend time with friends. One of our trips out from Hobart, was to the small town of Huonville and while there we visited the *Hounville Wood Museum*. Tasmania has quite a large forestry industry, and some fairly unique trees. The wood museum had a good a display of turned items, and also sold a nice range of turning blanks, so yours truly purchased a lump of Black-heart Sassafras. In Hobart, our friends Frank and Lynn introduced us to a great little shop that among other craft items, also did a nice range of

New
Product

charnwood

New
Product

Woodworking machinery at its best!

B250 10" Premium Bandsaw



**New Premium Grade 10"
Woodworking Bandsaw ideal for
woodturners**

- Huge 6" Cutting Depth Capacity - 10" Cutting Width (Throat)
- Supplied with High Quality British Made Blade
- Precision Ground Cast Iron Work Table
- Quick Action Lock On Rip Fence - Crosscutting Mitre Guide Included
- Quiet Induction Motor
- Mains Powered LED work Light - Integral Dust Collection Tray
- Includes Floorstand
- Primarily used for Woodworking

£299

Also available

B300 12" Premium Bandsaw £459

B350 14" Premium Bandsaw £579

Now in stock & on display in our
Leicester Showroom

For our full range of Bandsaws
call 01530 516926 for your FREE catalogue
or visit our website www.charnwood.net or showroom at
Cedar Court, Walker Road, Bardon Hill, Leicester, LE67 1TU

leather materials. Kangaroo leather is one of the strongest leathers around, so a quantity of kangaroo thonging was added to our luggage. Returning via western Australia, gave us chance to collect a couple of Banksia pods before heading home via South Africa. Our supplies were safely packed in the centre of the rucksack. I imagine that the scan of our luggage as we passed through the different airports must have given the security operators a moment of head-scratching, but we were never challenged at any point along the way.

Back home, it took a further five years before I summoned up the courage to create something from my precious supplies. This was only in part from the fear of ruining a nice piece of wood that had come half way around the world with me, but also from the fact that soon after returning, my lathe was packed away, as we moved from a land based home to our floating home. On a trip out with the late Charlie Elliot to a woodturning show I purchased a mini lathe that would operate from our on-board generator, this gave me the opportunity to start turning again.

oOo



Phil Steele in his workshop - One happy man

The Sheddies



Work by Pat and Ann Flynn

Good Evening Graham

Just a few more pieces that I have created whilst still in "Lockdown Isolation"

I have only been out of the house once in the past 8 weeks - that was for a hospital visit as I am 'shielded'

My wood selection is getting very low - so I am very limited in what I can create

Ann is also occupying her time in 'lockdown' by making use of my rejects and incorporating them in her flower arrangement displays

Regards

Pat & Ann



YEW JUG



WALL HANGING




INTRODUCING THE NEW REVOLUTION

The "revolution" is a completely new hollowing system from the world leaders in fine turning tools. From its beautifully weighted handle to its cryogenically treated cutting tips the "revolution" is designed to be the finest hollowing tool on the market.

The modular articulated design allows the woodturner the freedom and flexibility to configure the tool for any situation. From straight vases to heavily undercut hollow forms the "revolution" has it covered.

At the heart of the "revolution" is the new fully depth adjustable "super ring" the revolutionary design of the "super ring" ensures clean efficient wood removal at all times with 5 different cutting tips and modular articulation design the revolution is a must have tool for all woodturners.



- Supplied with 5 different cutting tips for unrivalled flexibility.
- Clever modular design allows for many different configurations.
- All collars and collets beautifully machined from solid "marine grade" brass billet.
- High performance cryogenically treated cutting tips for vastly improved wear resistance.
- New adjustable "Super ring" allows ultra efficient wood removal without clogging.
- Slim-line articulated tip design for unrestricted access to those hard to reach cuts.
- Expandable.
- Hand made in Sheffield, England.



Tel. 0114 261 2300

Fax. 0114 261 2305

Web. www.crownhandtools.ltd.uk

Email. info@crownhandtools.ltd.uk

Little Sister Big on Performance

Little Sister is a mini hollowing tool based upon the highly successful Brother System 2 range

Talk with your Hamlet
Stockist today

Compact fixing screw
Hollow through 13mm
openings with ease!

Tapered Stem
for maximum rigidity

Proudly
Made in the UK

DVD
VIDEO
Free DVD
included

3 configurations available



hamlet
CRAFT TOOLS

sales@hamletcrafttools.com
www.hamletcrafttools.com
+44(0)1142321338

Ask about the interchangeable scraper - Ref HS187B



LOP-SIDED VESSEL
(Sp.Syc/Elm)



FLORAL ARRANGEMENTS





New Craftprokits Pen Starter Package!

Start pen turning today with this great starter package. Supplied with the best in class Evolution pen mandrel, a variety of pen kits and blanks, plus a drill bit and barrel cutter. This kit gives you the essential tools you need to kickstart your new hobby.

- Available in 1MT or 2MT
- Axminster Evolution Series Pen Mandrel
- 4 different twist pen kits
- 2 acrylic pen blanks

Prices from **£79.96** inc vat



Codes: 106705 & 106706

- 2 solid wood pen blanks
- HSS pen drill 7mm
- Barrel trimmer
- Straightforward to turn and construct



“ This is a fantastic starter package that contains all you need for a beginner like myself ”

Axminster Customer

AXMINSTER
Tools & Machinery

To see the quality of these products, **visit one of our stores**, search **axminstertools.com** or call **0800 371822**.

For the complete Axminster experience and to keep up with Skill Centre courses, events, news and much more, browse our website or follow us on social media.

Prices may be subject to change without notice.



Rated 'Excellent' on Trustpilot

Work by Eric Taylor

Evening Graham,
The candle stick is in Spalted Beech the
clock is a copy of one I did a while ago but
in Ash, first one was Oak, the bowl is in
Padauk, I did not enjoy this.
Eric



See
US Stockist
Enquiries Welcome.
Tel/Fax 888-631-8311



CHESTNUT

P A O D U C T S

first for finishes

Lacquers

•
Polishes

•
Waxes

•
Polish Enhancers

•
Wood Treatments

•
Polishing Brushes

•
Abrasives

•
Stains

•
Thinners

•
Applicators

•
Superglues

•
Buffing Systems

•
Acrylic Blanks

•
...and much more



Used by woodturners of all abilities throughout the UK and the world, the Chestnut Products range of top quality finishes gives outstanding results every time; whatever you are making and whatever your preferred finishing system there is bound to be something in our range to meet your needs.

*See your local stockist for more information
or for a catalogue/price list contact us at:*

Chestnut Products
PO Box 260, Stowmarket,
IP14 9BX

Tel: 01473 890 118 Fax: 01473 206 522

www.chestnutproducts.co.uk
mailroom@chestnutproducts.co.uk

Stockist enquiries welcome

Work by Terry Ivins

The attached pictures show a bowl made from beech the size being 155.mm x 55.mm with a decoration of a small raised area which has been textured with the Sorby rotary texturing



tool. This area was then ebonised and then a light cover of Gold

Framing wax applied to the surface of the texture.



The following pics are of a small bowl made out of a piece of beech which was donated by a neighbour, the bowl is a simple form being in side of 135.mm x 35.mm.



Twist Drill Sharpening Using The Sorby ProEdge.

By
Phil Steele



I don't know about anyone else but I have always struggled when it comes to sharpening metal twist drills. In the past I have had hit and miss results hand grinding and have acquired rather a lot of abused badly ground or blunt drills.

I tried a Picador jig but again had mixed results, I have wondered about some sort of jig for the Sorby Pro Edge. (Sorby told me it wasn't an option and there were too many variables).

I was recently watching some youtube clips and found one that made a jig out of plywood for use with a grindstone and immediately wondered if it could be adapted for the Sorby.

Basically it was a piece of plywood with a 'V' groove cut in at 59 degrees. The normal point on a drill is 118 degrees (thus $118 \div 2 = 59$).

I noted the next platform setting up from 90 degrees on the ProEdge was 80 degrees. Which would give a 10 degrees back clearance on the drill all I had to do was sort the 59 degrees. It is recommended to have between 9 and 12 degrees back Clearance.



I looked at bits of plywood like the youtube clip but then realised the solution was already there with a slight modification to the ProEdge standard gouge jig 'V' block.



What I did was take the standard gouge jig, 'V' block, and took out one of the slider retaining screws and carefully turned until I got the required 59 degrees



I now re-drilled and tapped the jig 4mm in the new position and secured it. (The block can easily be put back to standard as required)




It is not the precision tool room grind but with a little practice is very effective and very easy to use.



This is an example of a drill sharpened on the Sorby the larger drills are easier than the small drills but this is an eyesight problem rather than a problem with the setup. However I now have a box full of really sharp twist drills.

The modifications took less than 30 minutes and that included thinking time!





“Crude Oil Spill” by Graham Ball.

The Vessel is from a lovely piece of Ash given to me some years ago by John Bradbury. The base is Oak.