


# Coombe Abbey Woodturners

## NEWSLETTER

July

2019



**This Months Sponsors**



**CSM** **abrasives** **plus**

### **DATA PROTECTION**

Your personal details are held on a computer belonging to an officer of the Coombe Abbey Woodturners. Your details are purely for the use of the Club, and are not passed to any third party. If you object to your name, address and telephone number being held on a computer belonging to an officer of the Club, then please write to any member of the committee.

### **HEALTH & SAFETY NOTICE**

Woodturning can be dangerous! Always follow the manufacturers' instructions and safety advice when operating power tools. Never try the techniques shown at our demonstrations or in our Newsletter if you are unsure or the procedure does not feel safe. Always use the guarding and other safety equipment.

The Club takes reasonable care to operate and instruct in a safe manner and strongly recommends all members to follow the Club's Health and Safety rules and the guidance notes that the AWGB issue in their Revolutions magazine from time to time.

Website: <http://www.coombeabbeywoodturnersclub.net>

Copy Deadline for the August 2019 issue of the Newsletter is:-  
Wednesday 24th July 2019



**In This Issue** **Page**

Acting V/Chairman’s Jottings	4
One Line Philosopher.....	5
This Months Sponsors.....	6&8
Sue Harker Demo.....	10
Calendar of Events.....	20
Notices.....	21
May Bank Holiday.....	23
Monthly Raffle Results.....	24
Just a bit of wood.....	27
Activities in the Workshop.....	30
Open Day Notice.....	34
Equipment For sale.....	36
In Store at Axminster.....	38
Activities of Other Clubs.....	39

**Advertisers** **Page**

Yandles.....	79
CSM Abrasives Plus.....	11
The ToolPost.....	13
Record Power.....	14
Hegner UK Ltd.....	16
Proops Brothers.....	19
TMS Volvo.....	22
Turners Retreat.....	25
Charnwood.....	26
Crown Hand Tools.....	29
Henry Taylor/Hamlet Tools...	30
Axminster Tools & Machinery	33
Chestnut Products.....	35
English Hardwoods.....	37
Henry Taylor/Hamlet Tools....	

**From the Editor**



Have you visited the clubs new website yet? The web address is printed on page two of this magazine if you need it.

Just do a copy and paste to your web browser and you should get there quite easily. John Morgan our website manager is doing a great job but is appealing to members to supply him with photographs of your work to put in the gallery. Please don’t be afraid to do this, the more the merrier as they say. Look at page 20 for John’s email address for sending your pictures.

My thanks this month go to Jacqui and Keith Mumford for doing a great job reporting on Sue Harker’s demo. They do not have a computer so it was all written down with a few small sketches which I have replaced with photos (hope you don’t mind Jacqui and Keith). They passed their notes to Janine Brindley who typed them out and emailed them to me saving me a lot of time, so thank you for that Janine.

There is a slight alteration to our demonstrations at Shilton, where due to Lionel Crabbe having to pull out Pat Hanley has brought his demo forward to Lionels vacated spot allowing Paul Fryer to demonstrate in November. Thanks Pat and Paul, we look forward to your demonstrations.

Graham

## Acting Vice Chairman's Jottings

Hello to all friends and colleagues. As you may know our chairman was taken ill not so long ago. He is doing well now so he says but he still has to take it easy. Also our Vice Chairman has stood down, as he and his good lady wife have moved from this area.

I'm not here to talk about responsibilities, I'm here to tell you about what is happening in the club we all have to make our own minds up about things. To keep you in the know, Sunday and Tuesday is for training which is still active but we need more members on these days to teach our new members, Wednesday Thursday and Friday are for members who would like to turn or even just have a cup of tea or coffee or just a chat.

To keep you updated on the 50/50 raffle, you can buy a ticket for 50p every time you visit the workshop. The draw takes place towards the end of the month before the Newsletter deadline for copy. 50% of the



Alec Steedman - Acting Vice Chairman

takings go to the owner of the winning ticket, which could be you, and the other 50% goes towards a lathe fund so we can get some new lathes, because the other ones are getting on a bit. It's still only 50p each time you visit the club workshop but you have to be in it to win it.

Not long ago we had the pleasure of a demonstration from Sue Harker at the Walsgrave Baptist Church. She demonstrated a few things on



"Wine Bottle Coaster" by Sue Harker



Platter by Sue Harker. Finished for the club raffle by Pat Hanley

the day. An “Oyster Box” which was raffled on the day. A wine bottle coaster which was given to the person who guessed what it was. Also a platter which will be in the annual or Christmas raffle. Cups of tea or coffee with a bacon batch to start the day and later on for lunch a hot potato goes a long way with a good demo, of those who didn't attend you missed a good day, it is one way to support your club. The next demo is at Shilton on the 1st August with Paul Hannaby. I would

like to bring to your attention it is not long before the Godiva Festival in July.

Before I go just what to give you the heads up on an ammeture woodturner who lives in Balsall Common at No 8 Drybrook Close CV7 7OF and the phone Number is 01676533663. His name is Mr John Lowe not the darts player please phone before arriving.

Oh yes before I go just to remind you we still need items for the tombola unused items or unwanted items as you see it is not all wood unless you would like to turn some mushrooms, it would make a difference to the ticket sales.

Keep on turning.

*Alec.*

---

oOo

---

*One Line Philosopher:*

If you have no more wants in life, are you content or dead?

## This Months Sponsor

I am very pleased to welcome Yandles once again as a sponsor of this monthly Newsletter magazine.

I have visited Yandles at Martock in Somerset on many occasions including the one being our club coach trip. As those of you who were on that visit will know there is a wealth of machinery, tools and timber available for the discerning woodturner to make a choice when making that important purchasing decision.

Yandles hold two shows each year one in the Spring and the other in the Autumn which this year takes place on Friday 8th and Saturday 9th September. If you missed out in the Spring of this year then I recommend you visit in September.


As always I urge you to support our sponsor by purchasing from them and in turn you will be ensuring the continuation of this Newsletter by their valuable sponsorship.

*Editor*



Above & Right:  
Just a small part of the vast range of timbers  
available at Yandles.





 **Yandles**

TIMBER | TOOLS | MACHINERY | HOBBIES | GIFTS

 **Yandles**

TIMBER | TOOLS | MACHINERY | HOBBIES | GIFTS

Easy Wood Tools - Now Available!



Available In-Store & Online



**FROM £69.99**

Easy Wood Micro Tools



**FROM £79.99**

Easy Wood Mini Tools



**FROM £99.99**

Easy Wood Mid Size Tools

Hurst Works  
 Martock  
 TA12 6JU  
 T +44 01935 822207  
 F +44 01935 824484  
 DDI +44 01935 316000

## **This Months Sponsor**

I would like to thank Martin Watkins, Managing Director of CSM Abrasives Plus for once again agreeing to sponsor the July Newsletter. When I first started woodturning a few years ago I bought the J. Flex RB 406 Abrasive from them and was so pleased with it that I have returned for more. When I acquired a drum sander recently it made sense to buy abrasives for this from CSM and I have not been disappointed. I thoroughly recommend Coombe Abbey Club members to give them a try based on my experiences with the company.

Please mention that you saw their advert in this magazine when ordering.

*Editor*

## **A Company Profile**

Welcome to **CSM Abrasives Plus**. We are suppliers and stockists of the finest and most complete range of abrasive products to be found anywhere in the world. Many products here are specialist niche items, which were previously difficult to find but are now together in one web site. This, along with all the usual abrasive products you would expect to find, from discs in velour or sticky back, to portable belts to narrow and wide belts. We also offer a selection of very competitively priced, high quality products to complement the abrasives, which allows you to buy all the items you need for your project from one source.

Our web site [www.abrasivesplus.com](http://www.abrasivesplus.com) has undergone massive change and new products have been added along side the old faithfuls that we have supplied for years.

So please browse through the site or order your free 132 page catalogue on 01636 688888.

**Don't forget to try the RB 406 abrasive turning cloth and velcro backed rolls which will be ideal for every turner ( see our advert )** We are not aiming to be the biggest, but we sure aim to be the best.

**"Take a fresh look at a unique company".**



## THE MAIL ORDER ABRASIVE SPECIALISTS

Sanding needs as much care as construction and design. As much care needs to be taken in sanding as in the construction of a piece of work. A few minutes poor sanding technique can irreversibly destroy great craftsmanship and many hours work.



### THE ULTIMATE ABRASIVE! RB406 J.FLEX. TRIAL PACK

1M OF CLOTH IN EACH OF THE FOLLOWING GRITS.

P80, P120, P240 AND P320 **£14.75** INC VAT ORDER CODE **12806 RB406**

J.Flex is the best abrasive for every workshop. It's ideal for turning, woodworking and metal working. The distinctive blue abrasive with the yellow backing is the softest and most flexible abrasive we have ever discovered. The ultimate abrasive for all kinds of woodworking, especially sanding in acute areas. This cloth can be twisted and folded without grain dis-adhesion. Rolls are 100mm wide. **ALSO AVAILABLE BY THE METRE.**



### VELCRO-BACKED ROLLS.

TRIAL PACK 1M OF P100, P150, P240 AND P320 PLUS A SAMPLE STRIP OF VELCRO REPLACEMENT WITH PEEL OFF SELF ADHESIVE BACKING. **£14.75** INC VAT ORDER CODE 13159 ALSO AVAILABLE BY THE METRE. PLUS - IT PAYS TO BUY BIG.

WITH OUR BULK RATE PRICES YOU'LL SAVE MONEY ON THE GRITS YOU USE MOST.

Cut off any length to suit your own sanding application. Every workshop should have at least two or three grades of this to hand. Especially manufactured by Hermes abrasives for us. Ideal for those shop made sanding devices which you can now make to your own specification. Hook and loop, or velcro attachment does away with the unpleasant task of clamping the paper to the machine, allows rapid changing of the sheet and encourages the use of more grits extending the finish quality and life of the abrasive. Rolls are 115mm wide.

For your free catalogue call 01636 688888 or e-mail sales@abrasivesplus.com or visit our on-line shop at [www.abrasivesplus.com](http://www.abrasivesplus.com) where all our products are featured and it's free carriage!

TEL- 01636 688888

FAX- 01636 688889

sales@abrasivesplus.com

CSM ABRASIVES PLUS UNIT 2 NORTHERN ROAD, NEWARK, NOTTINGHAMSHIRE, NG24 2EH

[www.abrasivesplus.com](http://www.abrasivesplus.com)

A Demonstration by  
**Sue Harker**

At

Walsgrave Baptist Church on Saturday 1st June 2019

Report by Jacqui and Keith Mumford

pictures by Graham Ball

It was a beautiful sunny day. We left home early to get a front row seat to watch Sue in action. We had seen her demonstrate a few times before and he knew there would be many people interested. As it happened there was quite a good turnout my club members. Some members who lived on the opposite side of town mentioned they had to re-plan the route because of the motor fest in Coventry city centre which closed the Ring Road. Please spare a thought for poor Sue and Graham who had to get up at 5 am and drive all the way down from Bridlington (a good three hour drive) to arrive on time to set up before the demo also another three hour drive to get back home again.

Sue started by making a Clam box. She brought one along which she had made earlier in rippled Olive Ash and the effect was stunning.



The clamshell box above and on the right with it open



The next item was an art deco style candle holder which Sue nicknamed skeleton turning. An oblong blank was put between centres and a dovetail put on one end. It was then put into the chuck, with tailstock to secure, and turned into the round then she began to shape the piece:

1. Taper one end then remove tailstock.
2. Measure the candle cup Sue used 23 mm
3. Hollow out the tapered end until the cup fits
4. Turn the end with the candle cup into a bulbous shape





From start ....



... to finish



Serving and supporting Coombe Abbey Woodturners

# The ToolPost

Unit 7 Hawksworth, Southmead Industrial Park, Didcot, Oxon. OX11 7HR  
 01235 511101 www.toolpost.co.uk tour: <http://goo.gl/maps/PsjFa>

sharing expertise



5. Go in with a parting tool, not too deep, approximately a quarter way from the end of the blank
6. Taper down to where it has been parted, use the tool rest as a guide and make the bottom quite narrow
7. Put the tool rest parallel to the bed bar and part a little way into the body making the indentation to widths of the parting tool
8. Make a template from card putting the edge of the card against the work, then mark along and repeat all the way down keeping the spaces as even as possible
9. Use callipers to check inner cut measurement for accuracy. The inside shape can be a straight cut, or as fancy as you like
10. The base was tapered to match the top
11. Sand the whole piece carefully (Don't get fingers in gaps) make sure there are no sharp edges

When finished the candleholder looks like a skeleton figure.





# Introducing the Brand New Range of Woodturning Chucks and Jaws

We are extremely proud to introduce the brand new range of Record Power woodturning chucks and jaws. This exclusive new range has been developed using Record Power's extensive experience and knowledge of woodturning in conjunction with a group of highly experienced professional and hobby woodturners, to bring you the ultimate in quality, versatility and value.



#### Precision Engineered Gears

Super Geared True-Lock™ technology ensures high levels of accuracy to provide smooth and solid operation.



#### Jaw Fixing System

The SC3 and SC4 feature a jaw fixing which will not only fit the Record Power series of Jaws but is also fully compatible with Nova and Robert Sorby brand jaws.



#### Heavy Duty Jaw Slides

The improved and enlarged jaw slides give unsurpassed holding power and load bearing ability. They are made from high tensile steel, reinforced with nickel and copper and heat-treated to ensure superior strength.



#### Sealed Backing Plate with Full Indexing

The SC4 features a strong backing plate to protect the gear mechanism from dust and 72-point indexing around the full circumference.



Brand New Exclusive Jaw Range  
Fully compatible with Nova and Sorby jaws



See online for full details

SC3 Geared Scroll Chuck Package



SC4 Professional Geared Scroll Chuck Package



**RECORD POWER**  
ESTABLISHED 1908®

Over  
**100**  
years  
Experience • Knowledge

RECORD POWER  
STARTERITE  
CORONET  
BURGESS

Record Power is often referred to as the ultimate woodturning brand of the world. Over 100 years of the Record Power name has been a constant presence in the woodturning world. Record Power is a family owned and operated business. We are proud to have a long and successful history of providing quality products to woodturners worldwide.

www.recordpower.co.uk Tel: 01246 571 020



# HEGNER



## Get Creative...

Hegner scrollsaws are considered to be the most precise fine-cut saws in the world. They are suitable for professional woodworking and metal cutting in joinery, carpentry, tinsmith shops, metal workshops, model building, training compaines, sheds and art & crafts.

Visit our website to view our popular scrollsaws as well as 'Spare Parts Finder', 'Latest News' and 'Project Showcases' from the woodworking community.

## High Quality Scrollsaws... from Hegner

### Great prices all year round

Multicut 1  
Code No. HM-1



Only £359

Multicut 1  
Variable Speed  
Code No. HM-1V



Only £479

Multicut 2S  
Variable Speed  
Code No. HM-2SV



Only £719

**Discover more & order at [hegner.co.uk](http://hegner.co.uk)**

**Email:** [sales@hegner.co.uk](mailto:sales@hegner.co.uk) | **Tel:** 0845 567 0001

The next item Sue demonstrated was a decorated rim bowl using chestnut iridescent paint. Her choice of wood was sycamore.

Sue quickly turned the piece into the round with a flat rim on the bottom and top she sanded the whole piece. It was mounted up ready for decoration.

The decoration according to sue would take longer than turning the bowl.



Screen shot of Sue's bowl showing the beaded rim and the iridescent paints ready to use.

1. Take a 4 mm fluted parting tool and make an even ridge pattern on the flat edge
2. Sand and seal
3. Take off the lead and put on a flat surface (keeping the bowl in the Chuck)
4. And a duster can is required (most important) nothing else will do.
5. Shake paints well-five colours used-blue, green, purple, red, dark pink.
6. Dab paint onto ridges randomly, then using a can move the paint around the surface
7. Use a hairdryer to set the paint
8. Add another colour and repeat the process until all five colours have been used
9. Put the bowl back onto the lathe
10. Place a lunch box around the bowl and spin the lathe
11. Check the colours and add more if required
12. Dry thoroughly



# PROOPS BROTHERS

ENGLAND • EST 1946

.COM

ALL PRICES INCLUDE POST AND PACKING

1000'S OF OTHER PRODUCTS

## INSIDE, OUTSIDE PLASTIC CALLIPERS



Measurements

0 - 200mm M7176 **£4.60**  
0 - 350mm W3509 **£6.80**

## OILSTONE & BOX



**£5.50**

Fine and  
course sides  
W3330

## CABINET SCRAPERS



Set of 4  
W8014

**£11**

## HARDWOOD SQUARES



75mm Hardwood & brass tri-square  
W8000 **£3.60**

## CHUCKS

Drill Chuck Set of 4  
6mm 1MT,  
10mm, 13mm & 16mm  
with 2MT Arbor  
Product code M7175  
Also available individually



**£24**



Hardwood sliding bezel  
W8002 **£3.60**

## 20MM FINGER SANDER

Spring Loaded Mini Precision Sander,  
20mm & 3 spare sanding belts .  
UK Made Product code W3202  
10mm and 40mm widths also available

**£4**



## MAGNIFYING LAMP LIGHT 5 DIOPTR. DAYLIGHT BULB

Product code V5200

**£36**



Set of 4 Chip Knives W3249 **£23**

Proops Brothers Ltd 34 Saddington Rd. Fleckney, Leicestershire, LE8 8AW  
TEL 0116 2403400 [WWW.PROOPSBROTHERS.COM](http://WWW.PROOPSBROTHERS.COM) EBAY USER NAME: SPOORP

13. Add yellow paint (6<sup>th</sup> colour) all around in a ring and spin the lathe don't forget to put the box around your work each time the lathe is spinning
14. Add more yellow to the same ring and again spin. This creates a centrifugal force which moves the yellow paint away from the centre.
15. Remove the box and dry the paint
16. Turn away excess paint from outer top edge of the bowl.
17. Remove centre of bowl.
18. Sue put a groove by the central ring to enhance it
19. Remove colour on outer edge rim
20. Finish centre
21. Sand in bottom of bowl from left to right
22. When completely happy finish by giving it a few coats of oil.



According to Sue the bowl is a cohesion of beauty and I totally agree.

The final item made was a glitter necklace made from resin with added interest.

Firstly the resin had to be mixed and put in a mould with coloured glitter or tinsel. It had been left to set for 3 to 4 days. So Sue brought with her some samples she had made earlier. She chose one with tinsel in red and green.

1. She scented the resin mould on the lake and went in with a parting pool and trimmed it up.
2. Make a chocking spigot and put into the lathe
3. Always use a scraper when working with resin and go in gently. Sue used a negative rake scraper to smooth the surface
4. Turn down until 50 mm round and put into a jam Chuck



5. Sand from 320-400-600-1000 then use wet sand sponges from 1500-12,000 ensuring you keep them well wet.
6. Drill a hole at the top of the work for a cord to go through
7. Part off and then put pendant back into jam chuck using sticky tape on the back of the pendant
8. Shape at the top surface so it is domed
9. Sand and wet sand as before, checking carefully for any scratches
10. Take out of jam Chuck
11. Buff pendant using first the brown, then the wax buff. Do not use the white chalk one.
12. Pendant is ready to wear

At the end of the demonstration Sue showed us examples of her work that included a resin bowl with pot pourri inclusions, also segmented work and items using texture, colour and pyrography.



The finished Pendant

For those of you who didn't attend you missed an excellent day of demonstration with a lot of Yorkshire humour thrown in for good measure. ■

*Written by Jacqui and Keith Mumford*



Items of Sue Harker's excellent work



# Let TMS look after your Volvo



SALES // SERVICE  
PARTS // ACCESSORIES

With over 300 years combined experience of working with Volvo, nobody knows your Volvo like **TMS**.

With award-winning levels of customer service and state-of-the-art facilities at Trinity Marina, what ever your Volvo requirements, the **TMS** team can deliver.

**Call in and  
see us soon!**



QUALITY • CARE • PERSONAL SERVICE



**TMS VOLVO HINCKLEY**

Trinity Marina, Coventry Rd,  
Hinckley, Leicestershire LE10 0NF  
**TELEPHONE: 01455 632478**

[www.tmsmotorgroup.co.uk/volvo](http://www.tmsmotorgroup.co.uk/volvo)

# Calendar of Events

2019

August 1	Paul Hannaby	Shilton
September 5	Pat Hanley	Shilton
October 3	Robin Barlow	Shilton
<b>October 12</b>	<b>Stuart King</b>	
November 7	Paul Fryer	Shilton
December 7	Christmas Party & Competitions	

*All meetings in **bold** typeface are held in the Walsgrave Baptist Church, Hinckley Road, Coventry, CV2 2EX. 10am to 4.00pm. Others are as shown:-*

*Shilton Village Hall, Wood Lane, Shilton, CV7 9JZ (by the Sports Field)*

## Attention all Club members

**We want to get more club members to give us pictures of your work and a brief explanation for the website gallery, Not everyone is a professional turner so don't think to yourself that they are not good enough to be on show, we are all at different levels. So why not take the plunge, they can be sent to me John Morgan at the email address below.**

[webpicturescoombe@yahoo.com](mailto:webpicturescoombe@yahoo.com)

**NEXT MEETING**

**A Demonstration by Paul Hannaby**

Shilton Village Hall 6.30pm to 9pm approx.

Thursday August 1st., 2019.

**Party in the Park**

At Bedworth

Sunday 14th July 2019

————— oOo —————

**Tool Sharpening Sessions**

To be held in the workshop at Coombe.

On a Monday or Thursday

If you are interested in joining one of these sessions please contact either Brian Edwards or Marlene Whittle giving your name and preference of day.

Contact details are on page two of the Newsletter.

————— oOo —————

**HAMLET TURNING TOOLS**

If your preference for turning tools is Hamlet, then you will be pleased to know that these very fine quality tools can be purchased through our very own club member, Eric Taylor. All tools displayed in the catalogue can be supplied.

**Ring: Eric Taylor on 02476 328831**



Nick Agar  
**SIGNATURE  
SERIES**

Now available  
at  
Turners  
Retreat



## PETER CHILD ARTIST'S PYROGRAPHY MACHINE

*Create beautiful textures,  
designs and patterns.*

- Slim, light and comfortable pen design
- Perfect for precise detailed work
- Cool running handle for comfort
  - Warms from cold in 2 seconds
  - Excellent reliability
  - Incredible durability

*'I use it every day, its durability is  
nothing short of amazing – it's  
perfect for me and my students.'*

**Bob Neill**  
Professional pyrographer and teacher

*Craft Supplies*

A product by... BE INSPIRED, BE CREATIVE

# May Bank Holiday

## Open House at Coombe Abbey Park

A few photos courtesy of Martin Hitchiner



### Top Left:

All set up with Gala tent and Gazebo.

### Top Right:

A Selection of members work

### Left:

Matthew Butcher hard at work on the Pole Lathe.

### Below:

Three picture showing Pat Hanley on the lathe turning spinning tops and three completed examples.







**Top Left:**

Alec Steedman at the Charity table preparing to sell raffle tickets to the public in aid of Air Ambulance,

All other pictures are of members work.



**Results of the Monthly Workshop Raffle**

The 50/50 Club raffle sold 148 tickets = £74  
Winning number is 527. Drawn by a members of staff at Coombe.  
Which means **£37.00** paid to the winner.  
And **£37.00** to the club lathe fund



*New  
Product*

**charnwood**

*New  
Product*

*Woodworking machinery at its best!*

## B250 10" Premium Bandsaw



**New Premium Grade 10"  
Woodworking Bandsaw ideal for  
woodturners**

- Huge 6" Cutting Depth Capacity
- 10" Cutting Width (Throat)
- Supplied with High Quality British Made Blade
- Precision Ground Cast Iron Work Table
- Quick Action Lock On Rip Fence - Crosscutting Mitre Guide Included
- Quiet Induction Motor
- Mains Powered LED work Light
- Integral Dust Collection Tray
- Includes Floorstand
- Primarily used for Woodworking

**£299**

Also available

B300 12" Premium Bandsaw £459

B350 14" Premium Bandsaw £579

Now in stock & on display in our  
Leicester Showroom


For our full range of Bandsaws  
call 01530 516926 for your FREE catalogue  
or visit our website [www.charnwood.net](http://www.charnwood.net) or showroom at  
Cedar Court, Walker Road, Bardon Hill, Leicester, LE67 1TU

# INTRODUCING THE NEW REVOLUTION

The "revolution" is a completely new hollowing system from the world leaders in fine turning tools. From its beautifully weighted handle to its cryogenically treated cutting tips the "revolution" is designed to be the finest hollowing tool on the market.

The modular articulated design allows the woodturner the freedom and flexibility to configure the tool for any situation. From straight vases to heavily undercut hollow forms the "revolution" has it covered.

At the heart of the "revolution" is the new fully depth adjustable "super ring" the revolutionary design of the "super ring" ensures clean efficient wood removal at all times with 5 different cutting tips and modular articulation design the revolution is a must have tool for all woodturners.



- Supplied with 5 different cutting tips for unrivalled flexibility.
- Clever modular design allows for many different configurations.
- All collars and collets beautifully machined from solid "marine grade" brass billet.
- High performance cryogenically treated cutting tips for vastly improved wear resistance.
- New adjustable "Super ring" allows ultra efficient wood removal without clogging.
- Slim-line articulated tip design for unrestricted access to those hard to reach cuts.
- Expandable.
- Hand made in Sheffield, England.



Tel. 0114 261 2300  
Fax. 0114 261 2305

Web. [www.crownhandtools.ltd.uk](http://www.crownhandtools.ltd.uk)  
Email. [info@crownhandtools.ltd.uk](mailto:info@crownhandtools.ltd.uk)



## Just a Bit of Wood

*Submitted by Gillian Henley taken from the Internet.*









# Little Sister

## Big on Performance

Little Sister is a mini hollowing tool based upon the highly successful Brother System 2 range

Talk with your Hamlet Stockist today

Compact fixing screw  
Hollow through 13mm  
openings with ease!

Tapered Stem  
for maximum rigidity

Proudly  
Made in the UK

DVD  
VIDEO  
Free DVD  
included

3 configurations available



hamlet  
CRAFT TOOLS

sales@hamletcrafttools.com  
www.hamletcrafttools.com  
+44(0)1142321338

Ask about the interchangeable scraper - Ref HS187B

## Activities in the Workshop



Above: Matthew Cooper turned this bowl supervised by Gerald Griffiths, and right a better view of the lovely bowl



**Left:** A pear turned by Pat Hanley



**Right:** A pear turned by Roger Smith.

Now we can see how Alec Steedman recharges his energy levels between turning sessions in the workshop!





The Axminster 5 year guarantee applies to the Clubman SK80 and SK100 Chucks.

## British manufacturing at its best!



### Clubman SK80 Chuck Starter Kit

**£159.95** Inc.vat

T04M 1" x 8tpi **101969**

T01 3/4" x 16tpi **101970**

### Clubman SK100 Chuck Starter Kit

**£179.95** Inc.vat

T38 M33 x 3.5mm **101965**

T04M 1" x 8tpi **101966**

T01 3/4" x 16tpi **101967**

T23 1.1/4" x 8tpi **101968**

Versatile starter kits offering many work holding solutions



Packed into a strong plastic storage box, these starter kits include a set of dovetail jaws (size C), a matching faceplate ring and a screw chuck. This gives you plenty of scope from mounting blanks for initial turning to final completion of another well executed project. All you need to do is choose the chuck thread to suit your lathe.

## To find out more visit our **Nuneaton Store**

Hamilton Way, Bermuda Trade Park, Nuneaton, Warwickshire CV10 7RA Tel: **02476 011402**

Open Monday - Friday **8am - 5.30pm** and Saturday **9am - 5pm**

**AXMINSTER**

**Tools & Machinery**

Prices may be subject to change without notice.



**Above:**  
Colin Grundy turns a bowl

**Right:**  
Alec Steedman turns a Bud Vase.



**Below:**  
Two views of a sports car Brian Edwards made for his Grandson. A further view can be seen on the back cover of this magazine.





See  
US Stockist  
Enquiries Welcome.  
Tel/Fax 888-631-8311

Lacquers

•  
Polishes

•  
Waxes

•  
Polish Enhancers

•  
Wood Treatments

•  
Polishing Brushes

•  
Abrasives

•  
Stains

•  
Thinners

•  
Applicators

•  
Superglues

•  
Buffing Systems

•  
Acrylic Blanks

•  
...and much more



**CHESTNUT**  
P R O D U C T S

*first for finishes*



Used by woodturners of all abilities throughout the UK and the world, the Chestnut Products range of top quality finishes gives outstanding results every time; whatever you are making and whatever your preferred finishing system there is bound to be something in our range to meet your needs.

*See your local stockist for more information  
or for a catalogue/price list contact us at:*

**Chestnut Products**  
PO Box 260, Stowmarket,  
IP14 9BX

Tel: 01473 890 118 Fax: 01473 206 522

[www.chestnutproducts.co.uk](http://www.chestnutproducts.co.uk)  
[mailroom@chestnutproducts.co.uk](mailto:mailroom@chestnutproducts.co.uk)

*Stockist enquiries welcome*





## **Event:** Charnwood Woodworking Open Day 17th August 2019 - Leicestershire

**Location:** Charnwood, Cedar Court, Walker Road,  
Hilltop Industrial Estate, Bardon Hill, Leicestershire, LE67 1TU

**Contact:** Tel. 01530 516 926 **Cost:** FREE Entry, FREE parking

**Hours:** 10.00am to 3.00pm Saturday

Our very own open day, with great offers across the full range of Machinery, Tooling, Hand tools, Timber and Accessories.

We also have guest demonstrators from Coombe Abbey Woodturning Club, Robert Sorby turning tools, Chestnut finishing products.

Oh yes... and a FREE BBQ!

---

oOo

### **HENRY TAYLOR TOOLS**

**&**

### **CHESTNUT FINISHES**

Any item from the catalogue can be supplied

15% discount on Henry Taylor tools and

10% discount on Chestnut finishes

for Club members

**Ring: Eric Taylor on 02476 328831**



## **English Hardwoods**

**1st quality kiln dried British Timber**

Contact Nigel Fleckney

Geddington Sawmill, Grafton Road, Geddington. Northants NN14 1AJ

Tel: 07979 251497 [E-mail: nigelfleckney@yahoo.co.uk](mailto:nigelfleckney@yahoo.co.uk)



## **Equipment for Sale**

**FOR SALE**

### **POWERCRAFT ROUTER AND TABLE**

With instruction book.

Unused **£25 O.N.O**

**Contact Gerald Griffiths on Tel: 024 7646 7765**



Metal Turning Lathe needing a little TLC but a very sound piece of equipment. If you would care to have it, its yours for just a donation to the club's "Air Ambulance Fund" .

**Contact Gary Jones on tel: 07789 165239**

## **For Sale**

### **Charnwood Lathe, Selection of Turning Tools and Wood.**

Club member Don Robins is relocating to the south due to health reasons and needs to clear his workshop. You will need to visit Don to see what's on offer and negotiate a price.

**Contact Don Robins on tel: 02476 602138**

# hamlet

## CRAFT TOOLS

Sheffield England

Now  
available in the  
Glenn Lucas range of  
products



M42 *Stay Sharp* HSS

### M42 Turning Tools

# *Stay Sharper - Longer*

Now available: 1/4", 3/8", 1/2" Bowl Gouges; 3/8", 1/2" Spindle Gouges  
with red-ferruled ash handles, or unhandled, at prices you can afford

*Live The Dream - Talk to your Hamlet or Henry Taylor Stockist - TODAY!*

In Store Demonstrations at  
**Axminster Tools & Machinery (Nuneaton)**

**Saturday 29th June**

**10:00am - 2:00pm**

**Take Your Woodturning To The Next Level**

Woodturning has always been a passion of Axminster Tools & Machinery and we are committed to helping woodturners develop their craft and expand their creative horizons. In June, our national store demonstration will target enthusiasts who are looking to take their woodturning to the next level.

We'll look at slightly more challenging projects, offering advice on tools, techniques and accessories which will put more rewarding woodturning within your grasp. With the help of one of our local woodturning experts, we'll take a closer look at goblet turning as we explore ways of introducing finesse and delicacy to your next projects. We'll also look at texturing and finishing techniques which will enhance your work. We look forward to seeing you in store!

**Saturday 6th July**

**10:00am - 4:00pm**

**Nuneaton - Matt Estlea, The Next Level**

Matt Estlea; woodworker, tutor and social influencer, will be in-store covering sharpening, dovetailing and plane set-up and use. We first introduced you to Matt via our Meet The Maker series back in 2016. At the time Matt was a student at Rycotewood Furniture Centre in Oxford, as well as working part-time at our store in Basingstoke. It was during this time that he became accustomed to filming the creation of his projects.

Now we present Matt Estlea, a tutor at Rycotewood Furniture Centre, an inspirational demonstrator on a tour of all eight Axminster stores and an influential YouTuber with over one hundred thousand subscribers. Matt's adulation for his craft and love of a challenge together with his pared-back style invigorates traditional woodworking methods. So, whatever your ability, Matt's demonstration will 'take your skills to the next level' - come along and see him live and in action.

**Saturday 27th July**

**10:00am - 2:00pm**

**Nuneaton Store - Swan Compressors And Accessories**

Full details of all our events can be found on the Axminster web page.

As always all the events are free to attend.

*Jade Haywood (Store Manager)*



## Activities of other clubs in the Midlands area

As a matter of courtesy and to ensure that there is space available to accommodate members wishing to visit other clubs demo's, please use the contact telephone number where shown.

### Hinckley & North Warwickshire Woodturners

July 2                                      Hands On  
July 16                                     Demonstration by Roger Gilbert  
  
Contact                                     Steve Obrien      01788-521527

---

o0o

---

### Tudor Rose Woodturners

July 11                                     Fruit Turning  
July 25                                     Emma Cook aka The Tiny Turner  
  
Contact                                     Stan Bird            01788-813162

---

o0o

---

### West Northants Woodturners

July 3                                        Hands On & July Competition  
July 17                                     Emma Cook aka The Tiny Turner  
  
Contact                                     Tom Donnelly 01327 349093

---

o0o

---

### West Midlands Woodturners

July 21                                     Hands On Pyrography    9.30 - 16.00 hrs  
  
Contact                                     John Hooper        0121 354 8464

---

o0o

---

### Gloucestershire Association of Woodturners.

July 10                                     Gianni Deidda - Scroll Saw  
  
Contact                                     Mike Holliday      01452 523551



Club Chairman Brian Edwards has been busy making this car for his grandson. It is a 1935 Mercedes 500k special roadster. For sure Brian's grandson will be very proud of this and should get many years of pleasure from it. (See page 32 for more views of this car).