


NEWSLETTER

June



2019

This Months Sponsor



DATA PROTECTION

Your personal details are held on a computer belonging to an officer of the Coombe Abbey Woodturners. Your details are purely for the use of the Club, and are not passed to any third party. If you object to your name, address and telephone number being held on a computer belonging to an officer of the Club, then please write to any member of the committee.

HEALTH & SAFETY NOTICE

Woodturning can be dangerous! Always follow the manufacturers' instructions and safety advice when operating power tools. Never try the techniques shown at our demonstrations or in our Newsletter if you are unsure or the procedure does not feel safe. Always use the guarding and other safety equipment.

The Club takes reasonable care to operate and instruct in a safe manner and strongly recommends all members to follow the Club's Health and Safety rules and the guidance notes that the AWGB issue in their Revolutions magazine from time to time.



In This Issue

Page

Chairman's Jottings.....	4
Monthly Raffle Results.....	5
One Line Philosopher.....	5
This Months Sponsors.....	6
John Boyne-Aitken Demo.....	8
Calendar of Events.....	18
Demonstrations.....	18
Notices.....	19
Woodworks @ Daventry.....	23
Activities in the Workshop.....	28
Open Day Notices.....	30
Equipment For sale.....	32
In Store at Axminster.....	34
Activities of Other Clubs.....	35

Advertisers

Page

Henry Taylor/Hamlet Tools....	7
Yandles.....	9
CSM Abrasives Plus.....	11
The ToolPost.....	13
Record Power.....	14
Hegner UK Ltd.....	16
Proops Brothers.....	17
TMS Volvo.....	20
Turners Retreat.....	21
Charnwood.....	22
Crown Hand Tools.....	25
Henry Taylor/Hamlet Tools...	27
Axminster Tools & Machinery	29
Chestnut Products.....	31
English Hardwoods.....	33

From the Editor



I am sorry if you are receiving this newsletter a little late this month it doesn't happen very often. No excuses on my part, I will have to try harder in future.

I am relying heavily of others to send articles and pictures for publication and I would like to thank Gil Henley-Clover for doing a great job in this respect with her report of the John Boyne-Aitken demonstration at the Baptist Church.

The Daventry show was another event which I was unable to attend and I thank Martin Hitchiner for all the photos he sent to me of this event. Sadly I did not have room to publish them all and I have not got a written report of the event. Looking at the Tudor Rose website they have not yet published the results of the competitions so I was not able to give you these except to say that Coombe Abbey Woodturners came second in the best stand competition.

I am told that numbers of attendees and exhibitors were down this year but maybe that was because the event clashed with one taking place at the NEC. Let us hope that the dates are sorted out better in 2020.

I am looking forward to attending Sue Harker's demonstration at the baptist church and hope to see you there.

Graham

Chairman's Jottings

I'd like to start off by saying what a wonderful two days we had on our Coombe Abbey Bank Holiday.

The pole lathe went exceptionally well with visitors and the children loved watching this event.

My best regards to all who contributed in making this a successful Bank Holiday. Well done to you all and a special thanks to Alec who did us proud in selling loads of raffle tickets. To all who missed the event this year I would say definitely make this event next year, you will enjoy it.



Brian Edwards

Our visit to "Woodworks at Daventry" on 10th and 11th May went on to be exceptional. My appreciation to Chris Parkin who kindly transported all our equipment to the show and all the members who assisted in putting up the Stand and Displaying the pieces of work - well Done. This is great when we get help from members.

The only downside to the above was packing up all the equipment on late Saturday evening with only two people to help me. S was hard work, but thanks to Chris and Martin for offering to stay behind and assist me.

Please try to remember our next show. "Party in the Park" at Bedworth. We will be selling items for charity and our usual raffle tickets. Once again any donations for the events would be gratefully accepted.

Now as most of you know Marlene would like to stand down from her position of Secretary (Responsibilities were posted in the April Newsletter). Please feel free to put yourself forward for this position if you would like to, you would be welcome to come along to any committee meeting to see what the duties entail.

John Morgan has setup and agreed to manage our new website with some help from Martin. Well done to you both.

For our new Facebook pages, any person who would like to get their club related pictures or notes published then get in touch with John or Martin.

I'll look forward to seeing you all at the "Party in the Park"

So for now, Keep Well and Keep Turning.

Brian

————— oOo —————

Results of the Monthly Workshop Raffle

The 50/50 Club raffle sold 112 tickets = £56
Winning number is 327. Drawn by a members of staff at Coombe.

Which means **£28.00** paid to the winner.

The club receives **£14**

Air Ambulance receives **£14**



————— oOo —————

HENRY TAYLOR TOOLS

&

CHESTNUT FINISHES

Any item from the catalogue can be supplied

15% discount on Henry Taylor tools and

10% discount on Chestnut finishes

for Club members

Ring: Eric Taylor on 02476 328831

————— oOo —————

One Line Philosopher:
Sanity is a peaceful way to go to your grave, but insanity is more enjoyable.

This Months Newsletter Sponsor.

I would like to thank Paul Wragg and Barry Surplice of “Henry Taylor Tools” and “Hamlet Craft Tools” for agreeing to sponsor this issue of our Newsletter. The support given to Coombe Abbey Woodturners in this way by the woodturning trade is essential for helping to maintain a thriving woodturning club. Henry Taylor Tools have also been very generous in the past in donating tools for our workshop at Coombe which opened for the first time in August 2007. The club membership has swelled greatly in this time meaning that there are more and more people taking up the hobby who will be requiring turning tools.

I would urge club members to support our sponsor by buying their excellent turning and carving tools which can be obtained through the local agent - our very own club treasurer - Eric Taylor (no relation). If Eric hasn't got the tool you require in stock, he will be able to obtain it for you in double quick time.

Editor

Henry Taylor Tools Limited (A Company Profile)

Henry Taylor are world renowned and have been manufacturing tools since **1834**, combining the traditional pride and skills of those far off days with the aids of modern technology. **Only the best quality steel is used**, coupled with advanced heat treatment, to ensure that the finest of cutting edges is not only achieved but also maintained.

Only Henry Taylor's unique combination of traditional skill, individualised production, Sheffield's best steel, overlaid with the necessary technology, can produce the wide variety of tools with precision of form and excellence of cutting edge demanded by skilled woodturners and woodcarvers throughout the World.

hamlet
CRAFT TOOLS

Sheffield England

Now
available in the
Glenn Lucas range of
products

M42 Stay Sharp HSS

M42 Turning Tools

Stay Sharper - Longer

Now available: 1/4" ; 3/8" ; 1/2" Bowl Gouges; 3/8" ; 1/2" Spindle Gouges
with red-ferruled ash handles, or unhandled, at prices you can afford

Live The Dream - Talk to your Hamlet or Henry Taylor Stockist - TODAY!

A Demonstration

By

John Boyne-Aitken

At Walsgrave Baptist Church on Saturday 4th May 2019

Report and pictures by Gillian Henley-Clover

John Boyne-Aitken or perhaps better known as the 'Bowler Hatted Turner (though only worn when wood turning at craft shows. In 2009 he was accepted onto the Register of Professional Turners which is supported by The Worshipful Company of Turners of London and he became the Chairman in 2016.



John demonstrating at a Craft Show.

Working with pewter- morning session.

The aim of this demonstration was to show our members how to add a decorative pewter rim to a hard wood bowl.

A previously made turned bowl was approximately 4 inches in diameter and 2/3 inches deep and coated with 3/4 layers of Melamine spray so that when the pewter is abraded it does not get trapped in the grain of the wood.

Preparing the pewter

John uses old pewter. This he acquires, usually in the form of a tankards from anywhere he can - charity shops etc. He then crushes them and melts them down to boiling point (not boiling). Pewter is toxic and it essential that you do not inhale fumes.

Equipment required:

Welding gloves, spirit level, hat, mask, Crucible (purchase price approximately £60), and a bun tin (used for cooking cup-cakes and pinched from kitchen) An alternative to a Crucible is a camping gas stove and a stainless steel saucepan, fan, an old fork, goggles and lots of ventilation. Heat pewter to just below boiling or it will become granular. There is normally a slurry that forms on top of the melted liquid, this has to be removed from the surface before filtering through to the mould - John used an old fork.

John had done a 'Blue Peter' and previously prepared the ready to use pigs (his pewter cup cakes) He had done this by melting the pewter in the Crucible and pouring the liquid into the the bun tins before leaving to cool. Using a Crucible again, John proceeded to melt the pewter a second time





Yandles
 TIMBER | TOOLS | MACHINERY | HOBBIES | GIFTS

Easy Wood Tools - Now Available!



Available In-Store & Online



FROM £69.99

Easy Wood Micro Tools



FROM £79.99

Easy Wood Mini Tools



FROM £99.99

Easy Wood Mid Size Tools

Hurst Works
 Martock
 TA12 6JU
 T +44 01935 822207
 F +44 01935 824484
 DDI +44 01935 316000

and poured it into the mould (see making a mould - below).

Making a mould

1). Turn lathe speed to 400 rpm The mould was required for the pewter rim. Using a faceplate, a turned piece of wood slightly larger than the circumference of the bowl was fitted to the tail stock, John proceeded to make a dove-tail into the centre of the facing side.

He then removed the faceplate and reversed the wood and fitted the chuck into the dovetail.

2) John then positioned the pre-made bowl against the facing side - which was centred and held in place with the head stock and pencil marked around the outer rim of the bowl onto partially made mould.

3) Removing the bowl, using a parting tool, he then removed a trough the width of the rim of the bowl and approximately 1/4 inch deep or to your own spec (this trough was to eventually take the liquid pewter)

4) Placing the mould onto a level surface. John used a spirit level to level the mould to ensure that when it was remounted on the lathe it was evenly balanced. John melted the 'pigs' in the Crucible, removing any slurry with a fork and pouring the liquid pewter into the mould. This was crucially positioned underneath the Crucible so that it poured straight into the trough.

5) Having been left to cool and harden the mould now holding the pewter rim was remounted onto the lathe and cleaned to a shine with the use of a scraper - He then remove it from the lathe.

6) John remounted the turned bowl and made a dove-tail on the outside of the bowl, the exact measurements to that of the newly made pewter rim, it was then removed.

7) Placing the mould back on lathe, he then positioned the top of the bowl against the pewter rim to check the fit of the depth of tenon. When satisfied, a pretty pattern was embossed onto the rim with the use of a Wagner texturing tool. This is essentially a knurling tool specifically made for wood turning. A different type of pattern can be produced using a Chatter tool. Finish with a 50/50 mix of beeswax and Canuba wax polish.

Removing the pewter rim from the mould can be tricky, the best way to do this, is to remove the waste wood with a bowl gauge - working from the centre outwards. The rim does not have to fit overly tight - with just a little play, it allows for the timber and metal to expand and contract. John's preference for sticking the rim to the bowl is a B & Q resin.



THE MAIL ORDER ABRASIVE SPECIALISTS

Sanding needs as much care as construction and design. As much care needs to be taken in sanding as in the construction of a piece of work. A few minutes poor sanding technique can irreversibly destroy great craftsmanship and many hours work.



THE ULTIMATE ABRASIVE! RB406 J.FLEX. TRIAL PACK

1M OF CLOTH IN EACH OF THE FOLLOWING GRITS.

P80, P120, P240 AND P320 **£14.75** INC VAT ORDER CODE **12806 RB406**

J.Flex is the best abrasive for every workshop. It's ideal for turning, woodworking and metal working. The distinctive blue abrasive with the yellow backing is the softest and most flexible abrasive we have ever discovered. The ultimate abrasive for all kinds of woodworking, especially sanding in acute areas. This cloth can be twisted and folded without grain dis-adhesion. Rolls are 100mm wide. **ALSO AVAILABLE BY THE METRE.**



VELCRO-BACKED ROLLS.

TRIAL PACK 1M OF P100, P150, P240 AND P320 PLUS A SAMPLE STRIP OF VELCRO REPLACEMENT WITH PEEL OFF SELF ADHESIVE BACKING. **£14.75** INC VAT ORDER CODE 13159 ALSO AVAILABLE BY THE METRE. PLUS - IT PAYS TO BUY BIG.

WITH OUR BULK RATE PRICES YOU'LL SAVE MONEY ON THE GRITS YOU USE MOST.

Cut off any length to suit your own sanding application. Every workshop should have at least two or three grades of this to hand. Especially manufactured by Hermes abrasives for us. Ideal for those shop made sanding devices which you can now make to your own specification. Hook and loop, or velcro attachment does away with the unpleasant task of clamping the paper to the machine, allows rapid changing of the sheet and encourages the use of more grits extending the finish quality and life of the abrasive. Rolls are 115mm wide.

For your free catalogue call 01636 688888 or e-mail sales@abrasivesplus.com or visit our on-line shop at www.abrasivesplus.com where all our products are featured and it's free carriage!

TEL - 01636 688888

CSM ABRASIVES PLUS UNIT 2 NORTHERN ROAD, NEWARK, NOTTINGHAMSHIRE, NG24 2EH
FAX- 01636 688889 sales@abrasivesplus.com

www.abrasivesplus.com

Note:

For perfection - minor shavings (minuscule, if you are lucky) can be made to bowl and rim at this point.

Finish with a sealer and a mix of 50/50 beeswax and canubar wax.

Out of choice, John leaves a minuscule of a proud rim on the inside of his pewter rim. Any sharp edges are carefully removed with a bowl gauge.

Sanding is acceptable.

Afternoon session - John gave tips on: Segmenting

John showed how to make a fine adjuster to fit onto a guillotine.

He purchased a cheap bench grinder from B & Q and removed the side guards, wheels and inside guards. He had replaced the inside guards on the opposite side that they came from and replaced the grinding wheels with a sewn cotton and a sisal wheel. On replacing the outside guards the machine still revolved in the factory set direction but the opening that gives access to the working part of each wheel is now on the opposite side. He also marked a large red arrow to show the rotational direction for safety.

John has found that honing tools for segmenting is of great advantage because it removes debris that is not always visible and isn't necessary with normal turning.

Making these adjustments, allowed him to cut each segment precisely. He passed samples of segments to members that he had made, which were of great interest to those members who do segmenting.

Thread Chasing

John suggests it is best done on slow speeds to begin with, 200rpm and do lots of practice on plastic plumbing pipe. It doesn't need to be big in diameter.

He suggested 18 or 20 TPI (teeth per inch) thread chasers are the best size to start with. They are bought in pairs, male and female (not a joke).

John made a needle case with a screw top lid. The timber used was Castello Boxwood it was about an inch square and 3/4 inches long.

Method:



From start



... to finish



Serving and supporting Coombe Abbey Woodturners

The ToolPost

Unit 7 Hawksworth, Southmead Industrial Park, Didcot, Oxon. OX11 7HR
 01235 511101 □ www.toolpost.co.uk □ [tour: http://goo.gl/maps/PsjFa](http://goo.gl/maps/PsjFa)

sharing expertise

Introducing the Brand New Range of Woodturning Chucks and Jaws

We are extremely proud to introduce the brand new range of Record Power woodturning chucks and jaws. This exclusive new range has been developed using Record Power's extensive experience and knowledge of woodturning in conjunction with a group of highly experienced professional and hobby woodturners, to bring you the ultimate in quality, versatility and value.



Precision Engineered Gears

Super Geared True-Lock™ technology ensures high levels of accuracy to provide smooth and solid operation.



Jaw Fixing System

The SC3 and SC4 feature a jaw fixing which will not only fit the Record Power series of Jaws but is also fully compatible with Nova and Robert Sorby brand jaws.



Heavy Duty Jaw Slides

The improved and enlarged jaw slides give unsurpassed holding power and load bearing ability. They are made from high tensile steel, reinforced with nickel and copper and heat-treated to ensure superior strength.



Sealed Backing Plate with Full Indexing

The SC4 features a strong backing plate to protect the gear mechanism from dust and 72-point indexing around the full circumference.



Brand New Exclusive Jaw Range
Fully compatible with Nova brand chucks



See online for full details

SC3 Geared Scroll Chuck Package



SC4 Professional Geared Scroll Chuck Package



RECORD POWER
ESTABLISHED 1909®

Over
100
years

Experience • Knowledge
Support • Expertise

RECORD POWER
STARTRITE
CORONET
BURGESS

Incorporating some of the most famous brands in woodturning, Record Power has been manufacturing the best & machinery for over 100 years. Our 100th Anniversary is supported by thousands of machines in use, with 50 years of continuous use, testimony to the sound engineering and design of our products. From our 1909 product

www.recordpower.co.uk Tel: 01246 571 020

Move the male tool right to left for a right hand thread and the opposite way for a left hand thread.

John turned and shaped the wood - dividing it into two - one end being the lid. In order to do this the chasing had to be done as follows:


Using the female chaser, slightly turn the edge of the inside of the tube and then still working on the inside, continue to use the tool to make the grooves in the pipe.

Turning your attention to the second piece of pipe, use the male chaser to make grooves on the outside of the pipe.

Result

One very nice needle case. ■

Making the mould



Crucible heating pewter

Note: Level wooden stand and crucially positioned wooden mould underneath

HEGNER



Get Creative...

Hegner scrollsaws are considered to be the most precise fine-cut saws in the world. They are suitable for professional woodworking and metal cutting in joinery, carpentry, tinsmith shops, metal workshops, model building, training compaines, sheds and art & crafts.

Visit our website to view our popular scrollsaws as well as 'Spare Parts Finder', 'Latest News' and 'Project Showcases' from the woodworking community.

High Quality Scrollsaws... from Hegner

Great prices all year round

Multicut 1
Code No. HM-1



Only £359

Multicut 1
Variable Speed
Code No. HM-1V



Only £479

Multicut 2S
Variable Speed
Code No. HM-2SV



Only £719

Discover more & order at hegner.co.uk

Email: sales@hegner.co.uk | **Tel:** 0845 567 0001

PROOPS BROTHERS

ENGLAND • EST 1946

.COM

ALL PRICES INCLUDE POST AND PACKING

1000'S OF OTHER PRODUCTS

INSIDE, OUTSIDE PLASTIC CALLIPERS



Measurements

0 - 200mm M7176

£4.60

0 - 350mm W3509

£6.80

OILSTONE & BOX



£5.50

Fine and
course sides
W3330

CABINET SCRAPERS



Set of 4
W8014

£11

CHUCKS

Drill Chuck Set of 4
6mm 1MT,
10mm, 13mm & 16mm
with 2MT Arbor
Product code M7175
Also available individually



£24

HARDWOOD SQUARES



75mm Hardwood & brass tri-square

W8000 £3.60

20MM FINGER SANDER

Spring Loaded Mini Precision Sander,
20mm & 3 spare sanding belts .
UK Made Product code W3202
10mm and 40mm widths also available



£4



Hardwood sliding bezel

W8002 £3.60

MAGNIFYING LAMP LIGHT 5 DIOPTR. DAYLIGHT BULB

Product code V5200



£36



Set of 4 Chip Knives W3249 £23

Proops Brothers Ltd 34 Saddington Rd. Fleckney, Leicestershire, LE8 8AW
TEL. 0116 2403400 WWW.PROOPSBROTHERS.COM EBAY USER NAME: SPOORP

Calendar of Events

2019

June 1	Sue Harker	
August 1	Paul Hannaby	Shilton
September 5	TBA	Shilton
October 3	Robin Barlow	Shilton
October 12	Stuart King	
November 7	Pat Hanley	Shilton
December 7	Christmas Party & Competitions	

*All meetings in **bold** typeface are held in the Walsgrave Baptist Church, Hinckley Road, Coventry, CV2 2EX. 10am to 4.00pm. Others are as shown:-*

Shilton Village Hall, Wood Lane, Shilton, CV7 9JZ (by the Sports Field)

Demonstrations

Sue Harker, who is well known on the demonstration circuit will be coming to Walsgrave Baptist Church on Saturday 1st June. Among the items she will be demonstrating are a clam box, skeleton turning and decorated rim turning.

Reluctantly, Lionel Crabbe who was due to demonstrate on Thursday 5th September at Shilton Village Hall has had pull out. We are now looking for a club member to step into the breach. If you would like to demonstrate in Lionel's place, please give me a call or text on the number in this newsletter.

Colin Grundy (Events Secretary)

NEXT MEETING

A Demonstration by Sue Harker

Walsgrave Baptist Church 10am to 4pm approx.
Saturday June 1st., 2019.

Coming Up

A Demonstration by Paul Hannaby

Shilton Village Hall 6.30pm to 9pm approx.
Thursday August 1st., 2019.

————— oOo —————

ATTENTION ALL CLUB MEMBERS

WE WANT TO GET MORE CLUB MEMBERS TO GIVE US PICTURES OF YOUR WORK AND A BRIEF EXPLANATION FOR THE WEBSITE GALLERY, NOT EVERYONE IS A PROFESSIONAL TURNER SO DON'T THINK TO YOURSELF THAT THEY ARE NOT GOOD ENOUGH TO BE ON SHOW, WE ARE ALL AT DIFFERENT LEVELS. SO WHY NOT TAKE THE PLUNGE, THEY CAN BE SENT TO ME JOHN MORGAN AT THE EMAIL ADDRESS BELOW.

webpicturescoombe@yahoo.com

————— oOo —————

HAMLET TURNING TOOLS

If your preference for turning tools is Hamlet, then you will be pleased to know that these very fine quality tools can be purchased through our very own club member, Eric Taylor. All tools displayed in the catalogue can be supplied.

Ring: Eric Taylor on 02476 328831

Let TMS look after your Volvo



SALES // SERVICE PARTS // ACCESSORIES

With over 300 years combined experience of working with Volvo, nobody knows your Volvo like **TMS**.

With award-winning levels of customer service and state-of-the-art facilities at Trinity Marina, what ever your Volvo requirements, the **TMS** team can deliver.

*Call in and
see us soon!*



QUALITY • CARE • PERSONAL SERVICE



TMS VOLVO HINCKLEY

Trinity Marina, Coventry Rd,
Hinckley, Leicestershire LE10 0NF

TELEPHONE: 01455 632478

www.tmsmotorgroup.co.uk/volvo

Turners Retreat
THE WOODWORKERS SOURCE

Nick Agar
**SIGNATURE
SERIES**



Now available
at
Turners
Retreat



PETER CHILD ARTIST'S PYROGRAPHY MACHINE

*Create beautiful textures,
designs and patterns.*

- Slim, light and comfortable pen design
- Perfect for precise detailed work
- Cool running handle for comfort
- Warms from cold in 2 seconds
 - Excellent reliability
 - Incredible durability

*'I use it every day, its durability is
nothing short of amazing – it's
perfect for me and my students.'*

Bob Neill
Professional pyrographer and teacher

CraftSupplies

A product by... BE INSPIRED, BE CREATIVE

New
Product

charnwood

New
Product

Woodworking machinery at its best!

B250 10" Premium Bandsaw



£299

**New Premium Grade 10"
Woodworking Bandsaw ideal for
woodturners**

- Huge 6" Cutting Depth Capacity
- 10" Cutting Width (Throat)
- Supplied with High Quality British Made Blade
- Precision Ground Cast Iron Work Table
- Quick Action Lock On Rip Fence
- Crosscutting Mitre Guide Included
- Quiet Induction Motor
- Mains Powered LED work Light
- Integral Dust Collection Tray
- Includes Floorstand
- Primarily used for Woodworking

Also available

B300 12" Premium Bandsaw £459


B350 14" Premium Bandsaw £579

Now in stock & on display in our
Leicester Showroom

For our full range of Bandsaws
call 01530 516926 for your FREE catalogue
or visit our website www.charnwood.net or showroom at
Cedar Court, Walker Road, Bardon Hill, Leicester, LE67 1TU

A Pictorial view
of
Woodworks @ Daventry 2019

Photography by Martin Hitchiner






INTRODUCING THE NEW REVOLUTION

The "revolution" is a completely new hollowing system from the world leaders in fine turning tools. From its beautifully weighted handle to its cryogenically treated cutting tips the "revolution" is designed to be the finest hollowing tool on the market.

The modular articulated design allows the woodturner the freedom and flexibility to configure the tool for any situation. From straight vases to heavily undercut hollow forms the "revolution" has it covered.

At the heart of the "revolution" is the new fully depth adjustable "super ring" the revolutionary design of the "super ring" ensures clean efficient wood removal at all times with 5 different cutting tips and modular articulation design the revolution is a must have tool for all woodturners.



- Supplied with 5 different cutting tips for unrivalled flexibility .
- Clever modular design allows for many different configurations.
- All collars and collets beautifully machined from solid "marine grade" brass billet.
- High performance cryogenically treated cutting tips for vastly improved wear resistance.
- New adjustable "Super ring" allows ultra efficient wood removal without clogging.
- Slim-line articulated tip design for unrestricted access to those hard to reach cuts.
- Expandable.
- Hand made in Sheffield, England.



Tel. 0114 261 2300
Fax. 0114 261 2305

Web. www.crownhandtools.ltd.uk
Email. info@crownhandtools.ltd.uk



Little Sister

Big on Performance

Little Sister is a mini hollowing tool based upon the highly successful Brother System 2 range

Talk with your Hamlet Stockist today

Compact fixing screw
Hollow through 13mm
openings with ease!

Tapered Stem
for maximum rigidity

Proudly
Made in the UK

DVD
VIDEO
Free DVD
included

3 configurations available



hamlet
CRAFT TOOLS
sales@hamletcrafttools.com
www.hamletcrafttools.com
+44(0)1142321338

Ask about the interchangeable scraper - Ref HS187B



Activities in the Workshop



The club has its own transport now courtesy of Fred, and sign writing by Alec.





The Axminster 5 year guarantee applies to the Clubman SK80 and SK100 Chucks.

British manufacturing at its best!



Clubman SK80 Chuck Starter Kit

£159.95 Inc.vat

T04M 1" x 8tpi **101969**
T01 3/4" x 16tpi **101970**

Clubman SK100 Chuck Starter Kit

£179.95 Inc.vat

T38 M33 x 3.5mm **101965**
T04M 1" x 8tpi **101966**
T01 3/4" x 16tpi **101967**
T23 1.1/4" x 8tpi **101968**

Versatile starter kits offering many work holding solutions



Packed into a strong plastic storage box, these starter kits include a set of dovetail jaws (size C), a matching faceplate ring and a screw chuck. This gives you plenty of scope from mounting blanks for initial turning to final completion of another well executed project. All you need to do is choose the chuck thread to suit your lathe.

To find out more visit our **Nuneaton Store**

Hamilton Way, Bermuda Trade Park, Nuneaton, Warwickshire CV10 7RA Tel: **02476 011402**
Open Monday - Friday **8am - 5.30pm** and Saturday **9am - 5pm**

AXMINSTER
Tools & Machinery

Prices may be subject to change without notice.

The ToolPost Summer Open House 1st & 2nd June 2019



Join us on the 1st and 2nd of June 2019 for a weekend filled with demonstrations from 4 world class turners and more...

Special offers. Free tea & coffee. Free parking. Free admission. Manufacturer representatives on hand for questions and queries.

oOo



Woodworking machinery at its best!

Event: Charnwood Woodworking Open Day 17th August 2019 - Leicestershire

Location: Charnwood, Cedar Court, Walker Road,

Hilltop Industrial Estate, Bardon Hill, Leicestershire, LE67 1TU

Contact: Tel. 01530 516 926 **Cost:** FREE Entry, FREE parking

Hours: 10.00am to 3.00pm Saturday

Our very own open day, with great offers across the full range of Machinery, Tooling, Hand tools, Timber and Accessories.

We also have guest demonstrators from Coombe Abbey Woodturning Club, Robert Sorby turning tools, Chestnut finishing products.

Oh yes... and a FREE BBQ!

See
US Stockist
Enquiries Welcome.
Tel/Fax 888-631-8311

- Lacquers
-
- Polishes
-
- Waxes
-
- Polish Enhancers
-
- Wood Treatments
-
- Polishing Brushes
-
- Abrasives
-
- Stains
-
- Thinners
-
- Applicators
-
- Superglues
-
- Buffing Systems
-
- Acrylic Blanks
-
- ...and much more



CHESTNUT

P A O D U C T S

first for finishes



Used by woodturners of all abilities throughout the UK and the world, the Chestnut Products range of top quality finishes gives outstanding results every time; whatever you are making and whatever your preferred finishing system there is bound to be something in our range to meet your needs.

See your local stockist for more information or for a catalogue/price list contact us at:

Chestnut Products
PO Box 260, Stowmarket,
IP14 9BX

Tel: 01473 890 118 Fax: 01473 206 522

www.chestnutproducts.co.uk
mailroom@chestnutproducts.co.uk

Stockist enquiries welcome

Equipment for Sale


FOR SALE

POWERCRAFT ROUTER AND TABLE

With instruction book.

Unused **£25 O.N.O**

Contact Gerald Griffiths on Tel: 024 7646 7765



Metal Turning Lathe needing a little TLC but a very sound piece of equipment. If you would care to have it, its yours for just a donation to the club's "Air Ambulance Fund" .

Contact Gary Jones on tel: 07789 165239

For Sale

Charnwood Lathe, Selection of Turning Tools and Wood.

Club member Don Robins is relocating to the south due to health reasons and needs to clear his workshop. You will need to visit Don to see what's on offer and negotiate a price.

Contact Don Robins on tel: 02476 602138



English Hardwoods

1st quality kiln dried British Timber

Contact Nigel Fleckney

Geddington Sawmill, Grafton Road, Geddington. Northants NN14 1AJ

Tel: 07979 251497 [E-mail: nigelfleckney@yahoo.co.uk](mailto:nigelfleckney@yahoo.co.uk)



**In Store Demonstrations at
Axminster Tools & Machinery (Nuneaton)**

Thursday 13th June

9:00am - 2:00pm

Trade Day With Festool

Our local Festool representative will be in-store showcasing the new additions to the Festool trade range. This demonstration will be a fantastic opportunity to get hands-on with the machines and ask a Festool expert for advice and/or practical guidance.

Friday 21st June

10:00am - 2:00pm

Bosch Trade Day

Our local Bosch representative will be in-store showcasing the newest additions to their Trade range. This demonstration is a fantastic opportunity to get hands-on with the machines and ask a Bosch expert for advice and/or practical guidance.

Saturday 29th June

10:00am - 2:00pm

Take Your Woodturning To The Next Level

Woodturning has always been a passion of Axminster Tools & Machinery and we are committed to helping woodturners develop their craft and expand their creative horizons. In June, our national store demonstration will target enthusiasts who are looking to take their woodturning to the next level.

We'll look at slightly more challenging projects, offering advice on tools, techniques and accessories which will put more rewarding woodturning within your grasp. With the help of one of our local woodturning experts, we'll take a closer look at goblet turning as we explore ways of introducing finesse and delicacy to your next projects. We'll also look at texturing and finishing techniques which will enhance your work. We look forward to seeing you in store!

Full details of all our events can be found on the Axminster web page.

As always all the events are free to attend.

Jade Haywood (Store Manager)

Activities of other clubs in the Midlands area

As a matter of courtesy and to ensure that there is space available to accommodate members wishing to visit other clubs demo's, please use the contact telephone number where shown.

Hinckley & North Warwickshire Woodturners

June 4 Hands On

June 18 Hands On

Contact Steve Obrien 01788-521527

o0o

Tudor Rose Woodturners

June 13 Bryan Brumfield

June 27 Club Night & Sharpening Masterclass

Contact Stan Bird 01788-813162

o0o

West Northants Woodturners

June 5 The Three Musketeers & June Competition

June 19 Clem Ansell

Contact Tom Donnelly 01327 349093

o0o

West Midlands Woodturners

June 9 Demonstration - Mick Hanbury 9.15 - 16.30 hrs


Contact John Hooper 0121 354 8464

o0o

Gloucestershire Association of Woodturners.

June 12 Colin Simpson

Contact Mike Holliday 01452 523551



Coombe Abbey Woodturners stand at Daventry was placed 2nd in the "Best Stand " Competition.