



TECHNOLOGY  
TRIUMPHS

**ncfe.**

*Level 2 Certificate in  
Creative Craft*

# TEXTILES

601/3232/2/TEX

- Introduction to the Sewing Machine
- Practical- Sewing Machine stitches
- Practical- How to insert a zip
- Practical- Pencil case/ Wash-bag/ Make-up bag
- Health and Safety
- Tools and Equipment



Workbook 1

Name

1.2 Select materials, tools, equipment and techniques to support craft ideas and give reasons for choices

1.5 Maintain a safe working environment by ensuring safe use of materials, tools and equipment

### Introduction to Creative Crafts- Textiles

Watch the 'Introduction to Creative Crafts Level 2- Textiles' video using the following link, which includes a little information about the tools, equipment and materials to be used this term.

**STOP! BEFORE WATCHING ANY VIDEO MAKE SURE YOU HAVE SAVED YOUR WORK, OTHERWISE YOU MAY LOSE YOUR WORK!**

***Click here to Watch 'Introduction to Creative Crafts Level 2- Textiles' Video***

1. Complete the table below:



Name:  
What is it used for?  
Describe how you would use this safely:



Name:  
What is it used for?  
Describe how you would use this safely:



Name:  
What is it used for?  
Describe how you would use this safely:



Name:  
What is it used for?  
Describe how you would use this safely:



Name:  
What is it used for?  
Describe how you would use this safely:

1.2 Select materials, tools, equipment and techniques to support craft ideas and give reasons for choices

1.5 Maintain a safe working environment by ensuring safe use of materials, tools and equipment

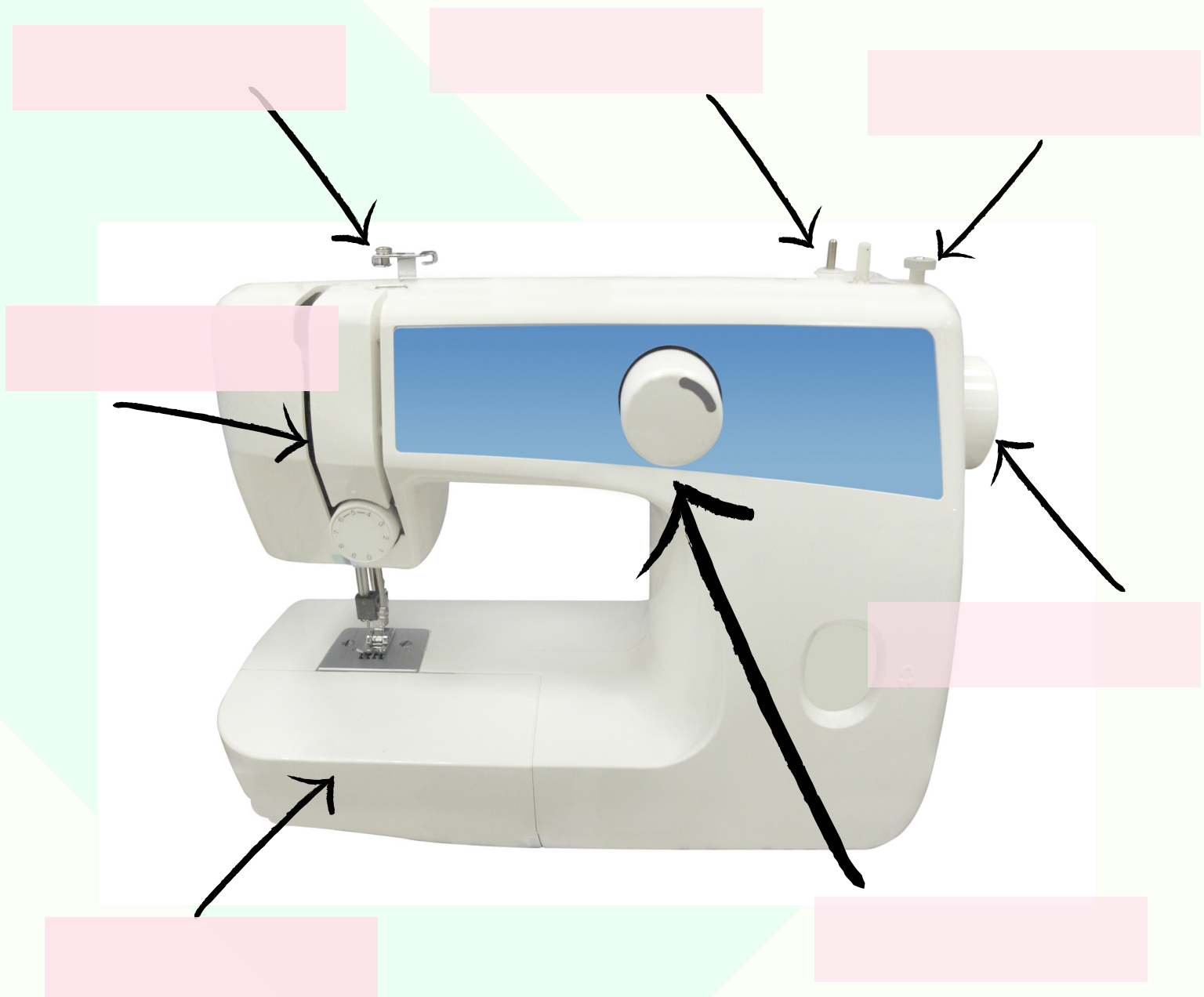
### Introduction to the Sewing Machine

Now watch the second video, 'Introduction to the Sewing Machine and basic tools & equipment' video:

**STOP! BEFORE WATCHING ANY VIDEO MAKE SURE YOU HAVE SAVED YOUR WORK, OTHERWISE YOU MAY LOSE YOUR WORK!**

***Click here to Watch 'Introduction to the Sewing Machine and basic tools & equipment' Video***


2. After watching the tutorial and completing your own research , complete the diagram below:



1.2 Select materials, tools, equipment and techniques to support craft ideas and give reasons for choices

1.5 Maintain a safe working environment by ensuring safe use of materials, tools and equipment

3. After completing your own research, complete the diagram below:



3. Is the spool put into the spool-case clockwise or anti clock-wise?

4. Why must you use your full concentration when using the sewing machine?

5. Why must you always thread the sewing machine when it is unplugged from the electricity?

6. What must you do if the sewing machine makes a strange noise when using?

7. Why must you always turn the sewing machine off after use?



1.2 Select materials, tools, equipment and techniques to support craft ideas and give reasons for choices

1.3 Use appropriate tools and equipment for selected techniques

1.5 Maintain a safe working environment by ensuring safe use of materials, tools and equipment

8. Why must you keep your fingers away from the needle when the machine is plugged in?

Blank pink rectangular area for answer.

9. Why should you not machine faster than your ability allows?

Blank pink rectangular area for answer.

10. Why should you tie your hair up before using the machine?

Blank pink rectangular area for answer.

11. What should you consider if there are young children around?


Blank pink rectangular area for answer.

12. When using the iron, name three rules you think that you should abide by?

Three stacked blank pink rectangular areas for answer.



13. Set up your sewing machine WITHOUT it threaded up. Print off the following page (or draw your own) and practise following the lines by sewing into the paper. Keep repeating this until you are happy with the results.



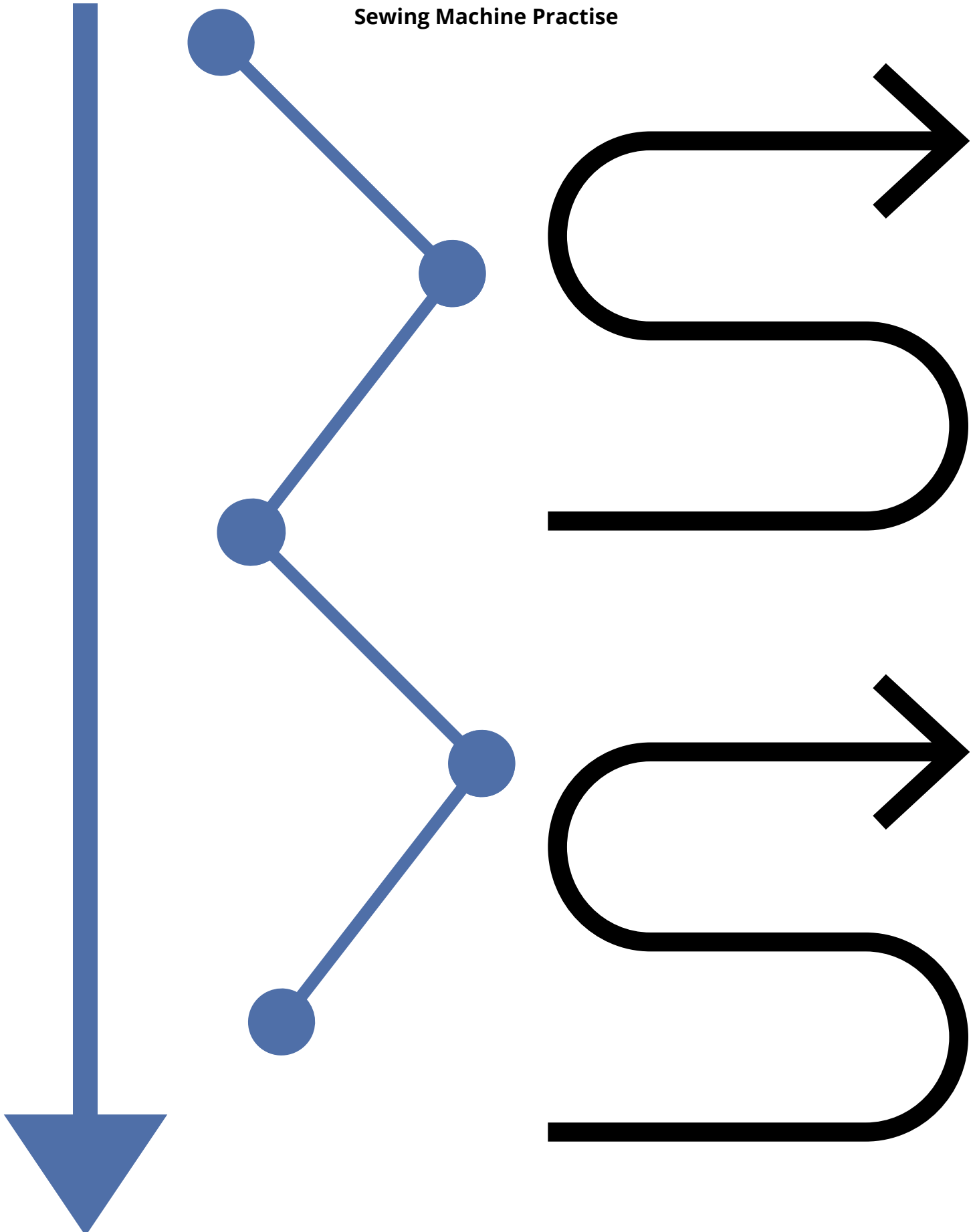


1.2 Select materials, tools, equipment and techniques to support craft ideas and give reasons for choices

1.3 Use appropriate tools and equipment for selected techniques

1.5 Maintain a safe working environment by ensuring safe use of materials, tools and equipment

### **Sewing Machine Practise**





1.2 Select materials, tools, equipment and techniques to support craft ideas and give reasons for choices

1.3 Use appropriate tools and equipment for selected techniques

1.4 Develop craft techniques, making effective use of materials, tools and equipment



15. Explain in detail the process of creating a plain seam.

16. When would it be useful to use a french seam and why?

17. What is the term used to neaten the edge of the fabric?

18. Why do you have to neaten fabric?

19. When you finish sewing a stitched line what must you do and what would happen to the stitched line if you didn't?

20. What are the advantages of using a sewing machine to sew fabric together, rather than sewing by hand?

